

UNIT 3
Developing
Speaking Skills - 1

Unit 3 : Developing Speaking Skills - 1

Speaking is an important means of communication. Communication often depends as much on the listener as on the speaker. Expressing oneself clearly, precisely and appropriately is very very important in all regards. Unit 3 and Unit 4 of this book will focus on developing speaking skills.

Lesson 3.1 : Greetings and Farewells - 1

In the following lesson you will see how people exchange greetings and farewells. Note the different situations and ways to greet and bid farewell.



Objectives :

After completing this lesson you will be able to :

- exchange greetings and farewells between friends
- recall the use of language for greetings and farewells
- exchange greetings and farewells with acquaintances
- exchange greetings between family members.

Situation 3.1.1 : Conversation between Rana and Rupam.

List of Vocabulary and Language Points:

waiting, coach station, a short distance away, walks up



Rana is waiting for the coach to Chittagong at the Green way coach station. Suddenly Rana sees that Rupam, his friend is also waiting a short distance away from him. Rana walks up to him and talks.

Dialogue:

- Rana : Hello Rupam? How are you.
Rupam : Hello! I'm fine, thanks. How are you ?
Rana : Fine. Thanks. Where are you going?
Rupam : Actually I'm not going anywhere. My parents will be going to Sylhet tomorrow. I've come to collect the tickets.
Rana : O, I see.
Rupam : Where are you going?
Rana : I'm going to Chittagong. You remember Javed, my cousin? He's getting married day after tomorrow. That's on Friday. I'm going to his wedding .
Rupam : That's great. Convey my greetings to him.

Rana : Bye.
Rana : Surely I'll do that. O, here's my coach. Well, I'll call you after I return.
Rupam : Ok! Have a nice trip. Good bye.
Rana : Bye.



Activity 3.1.1 : Listen to the conversation between Rana and Rupom in the tape Lesson 3.1 Situation 3.1.1.



Review Question 3.1.1 : Make a vocabulary list that Rana may use when talking to Rupam and pronounce the words.

- | | | |
|----|-------|-----|
| 1. | Hello | 6. |
| 2. | Fine | 7. |
| 3. | | 8. |
| 4. | | 9. |
| 5. | | 10. |



Review Question 3.1.2 : Now fill in the blanks to complete the conversation below.

Dialogue:

Rana : Hello Rupam? How are you.
Rupam : Hello! I'm fine, thanks. _____ ?
Rana : Fine. _____. Where are you going?
Rupam : Actually I'm not going anywhere. My parents will be _____ tomorrow. I've come to collect the tickets.
Rana : O, I see.
Rupam : _____.
Rana : I'm going to Chittagong. You remember Javed, my cousin? He's getting married day after tomorrow. That's on Friday _____ .
Rupam : That's great. Convey my _____ to him.
Rana : Surely I'll do that. O, here's my coach. Well, I'll call you after I return.
Rupam : Ok! Have a nice _____. Good bye.
Rana : _____ .



Review Question 3.1.3 : Answer the following questions.

1. Where is Rana?
2. What is he waiting for?
3. Who does Rana meet there?
4. What does Rana do when he sees him?

5. How does Rana address him?
6. Where is Rupam going?
7. Why is Rana going to Chittagong?
8. When is Javed going to get married?
9. How does Rupam wish Rana?
10. How does Rana bid farewell to Rupam?

Situation 3.1.2 : Mamun meets Tareq.

List of Vocabulary and Language Points:

campus, in front of, hurry, has to attend.

Dhaka University campus. Mamun meets Tareq in front of the library. Mamun is in a little hurry since he has to attend a class at 9-30. Already its 9-25 a.m.

Dialogue :

- Mamun : Good morning Tareq.
 Tareq : Morning Mamun. How are you?
 Mamun : Fine, Thanks, how are you?
 Tareq : O, not so well. I have a little fever.
 Mamun : O, I am sorry. Why did you come then? You should have stayed home.
 Tareq : Yes, that would have been better definitely. But I have a test at 10.00.
 Mamun : O, I see. Best of luck, Well, I'm afraid I need to hurry.
 Tareq : Where are you going?
 Mamun : I've a class at 9:30. Well see you later. Bye.
 Tareq : See you. Bye.

Activity 3.1.2 : Listen the description in the tape Lesson 3.1 Situation 3.1.2.

Review Question 3.1.4 : Now, answer aloud.

1. Who does Mamun meet?
2. Where do they meet?
3. Why is Mamun in a hurry?
4. What time is it now?





Review Question 3.1.5 :

Make a list of vocabularies those may be used in the conversation between Mamun and Tareq.

1. Good morning 6.
2. Morning 7.
3. 8.
4. 9.
5. 10.



Review Question 3.1.6 : Complete the conversation below between Mamun and Tareq.

- Mamun : ____ Tareq.
Tareq : ____ Mamun. ____?
Mamun : Fine, ____, how are you?
Tareq : O, not _____. I have a little fever.
Mamun : O, I am sorry. Why did you come then? You should have _____.
Tareq : Yes, that would have been better definitely. But I have a test at 10.00.
Mamun : O, I see. ____ ____, Well, I'm afraid I ____ _____.
Tareq : Where are you going?
Mamun : I've a class at _____. Well ____ you ____ Bye.
Tareq : _____. Bye.



Review Question 3.1.7 : Answer aloud.

1. How does Mamun greet Tareq?
2. Why is not Tareq feeling good?
3. What does Mamun suggest Tareq?
4. Why have Tareq come to the campus?
5. Why does Mamun have to hurry?
6. How did he bid farewell to Tareq?
7. What did Tareq say in reply?

Situation 3.1.3 : Conversation between Tareq and Mamun.

List of Vocabulary and Language Points:

What's for breakfast, drop, bringing in, campus, kitchen



Its 7-30 in the morning. Mr. Khan is in the dining table. Mrs. Khan is bringing the breakfast from the kitchen. Salma is coming to join others at the table. She'll go to the University to attend a class at 8-30 am. Mr. Khan will drop her at the campus.

Dialogue :

Salma : Good morning mom and papa.
 Mr. and Mrs. Khan : Morning dear.
 Mr. Khan : Are you ready?
 Salma : O yes. What's for breakfast mom?
 Mrs. Khan : The usual. Eggs, toast, vegetable. And of course specially for you a glass of Milk.
 Salma : O, mom!
 Mrs. Khan : (Looking at Mr. Khan) What would you take, tea or coffee?
 Mr. Khan : Coffee/tea.
 Mrs. Khan : Alright. Now you two, help yourselves. Salma would you please get butter and milk from the refrigerator.
 Salma : Sure mom. And pa, we need to hurry. I've a class at 8:30.
 Mr. Khan : When will you be back?
 Salma : My class finishes at 1.30. So I'll be back home around 2.00.
 Mrs. Khan : Okay. Have a nice day both of you.
 Mr. Khan and Salma : Same to you.



Activity 3.1.3 : Listen to Unit - 3, Lesson 3.1, Situation 3.1.3 - on the tape.



Review Question 3.1.8 : Answer orally.

1. What time is it in the morning?
2. Where is Mr. Khan?
3. What is Mrs. Khan doing?
4. Where will Salma go?
5. How will she go there?



Review Question 3.1.9 : Make a list of vocabularies that can be used in the conversation in situation 3.1.3.

- | | |
|-----------------|----|
| 1. Good morning | 6. |
| 2. breakfast | 7. |
| 3. dining table | 8. |
| 4. | 9. |



5. 10.
Review Question 3.1.10 : Complete the conversation below between Mr. and Mrs. Khan and Salma.

- Salma : ____ mom and papa.
Mr. and Mrs. Khan : Morning ____.
Mr. Khan : Are you ____?
Salma : O yes. What's for ____ mom?
Mrs. Khan : The usual. Eggs, ____, vegetable. And of course specially for you a glass of ____.
Salma : O, mom!
Mrs. Khan : (Looking at Mr. Khan) What would you take, tea or coffee?
Mrs. Khan : Alright. Now you two, help yourselves. Salma would you please get butter and milk from the refrigerator.
Salma : Sure mom. And pa, we need to hurry. I've a class at ____.
Mr. Khan : When will you ____?
Salma : My class finishes at 1.30. So I'll be back home around 2.00.
Mrs. Khan : Okay. ____ both of you.
Mr. Khan and Salma : ____.



Review Question 3.1.11 : Answer the following questions orally.

1. How do Mr. and Mrs. Khan greet Salma?
2. How does Salma inquire about breakfast?
3. What is Mrs. Khan's reply?
4. What does Mr. Khan prefer?
5. What does Mrs. Khan ask Salma to get from the refrigerator?
6. When will Salma be back from the University?
7. How does Mrs. Khan wish Salma and Mr. Khan?
8. What do Mr. Khan and Salma say in reply to Mrs. Khan's wish?



Answer Key :3.1 (Sample answers)

Situation 3.1.1 : Review and Test 3.1.1

| | |
|----|-------------|
| 1. | Hello |
| 2. | fine |
| 3. | How are you |
| 4. | thanks |
| 5. | anywhere |
| 6. | tomorrow |

| | |
|-----|--------------------|
| 7. | tickets |
| 8. | Collect |
| 9. | is getting married |
| 10. | coach |
| 11. | trip |
| 12. | good bye. |

Situation 3.1.1 : Review and Test 3.1.2

- Rupam : How are you?
 Rana : Thanks.
 Rupam : My parents will be going to Sylhet tomorrow.
 Rupam : Where are you going?
 Rana : I'm going to his wedding.
 Rupam : Convey my greetings to him.
 Rupam : Have a nice trip.
 Rana : Bye.

Situation 3.1.1 : Review and Test 3.1.3

1. Rana is waiting for the coach to Chittagong at the Greenway coach station.
2. He is waiting for his coach to Chittagong.
3. He meets his friend Rupam.
4. He walks up to him (Rupam) and talks.
5. Rana says: Hello Rupam!
6. Rupam is not going anywhere. He has come to collect the tickets for his parents who will be going to Sylhet the next day.
7. Rana is going to Chittagong to attend the wedding ceremony of his cousin Javed.
8. Javed is going to get married next Friday.
9. Rupam wishes Rana by saying : Have a nice trip.
10. Rana bids farewell saying : Good bye.

Situation 3.1.2 : Review and Test 3.1.4

1. Mamun meets Tareq.
2. They meet in front of the library.
3. Mamun is in a hurry because he has to attend a class at 9-30.
4. It is 9-25 a.m.

Situation 3.1.2 : Review and Test 3.1.5

- | | |
|------------------------|-------------------|
| 1. Good morning | 6. Stayed home |
| 2. Morning | 7. Best of luck. |
| 3. How are you? | 8. Need to hurry. |
| 4. Not so well | 9. See you later. |
| 5. Fever/cold/headache | 10. Bye. |

Situation 3.1.2 : Review and Test 3.1.6

- Mamun : Good morning
Tareq : Morning. How are you?
Mamun : Thanks.
Tareq : So well.
Mamun : stayed home.
Mamun : Best of luck, need to hurry.
Mamun : 9-30, see, later.
Tareq : See you.

Situation 3.1.2 : Review and Test 3.1.7

1. Mamun greets Tareq saying: Good morning, Tareq.
2. Tareq is suffering from fever, so he is not feeling good.
3. Mamun suggests Tareq to take rest and that he should have stayed home for taking rest.
4. Tareq has a test.
5. Mamun has to hurry because he has a class at 9.30.
6. He bids farewell saying : See you later. Bye.
7. Tareq says : See you. Bye.

Situation 3.1.3 : Review and Test 3.1.8

1. It is 7-30 in the morning.
2. He is at the dining table.
3. She is bringing the breakfast from the kitchen.
4. She'll go to the University.
5. Mr. Khan will drop her at the campus.

Situation 3.1.3 : Review and Test 3.1.9

- | | |
|-----------------|--------------------|
| 1. Good morning | 6. Bread |
| 2. Breakfast | 7. Butter/Jelly |
| 3. Dining table | 8. Tea/Coffee/milk |
| 4. Dear | 9. Have a nice day |
| 5. Eggs | 10. Same to you. |

Situation 3.1.3 : Review and Test 3.1.10

Dialogue :

Salma : Good morning
Mr. and Mrs. Khan : Dear
Mr. Khan : Ready?
Salma : Breakfast
Mrs. Khan : Toast, milk
Mr. Khan : Coffee/tea.
Salma : 8-30
Mrs. Khan : Be back
Mr. Khan : Have a nice day
Mr. Khan and Salma : Same to you.

Situation 3.1.3 : Review and Test 3.1.11

1. They say: Morning, dear.
2. She says: What's for breakfast, ma?
3. Mr. Khan says that they have the usual breakfast with eggs, toast, vegetable and a glass of milk specially for Salma.
4. He prefers coffee / tea.
5. She asks Salma to get milk and butter from the refrigerator.
6. She will be back around 2-00.
7. She says: Have a nice day both of you.
8. Mr. Khan and Salma say: Same to you.

Lesson 3.2 : Greetings and Farewells-2.

In this lesson you will learn some more expressions of greetings and farewells.



Objectives:


After completion of this lesson you will be able to :

- exchange greetings and farewells in formal situations
- express informal greetings and farewells
- exchange greetings and farewells at night

Situation 3.2.1 : Fahim and Ahsan.

List of Vocabulary and Language Points:

hello, fine, thank you, how are you, good bye.



Fahim is waiting at the bus stop. Ahsan walks up to him and talks. Both of them are waiting to catch the bus to go to work.

Dialogue :

- Ahsan : Hello. How are you?
Fahim : Fine, thank you. How are you?
Ahsan : I have to hurry (bus sound- effect). Oh. I have to hurry here is my bus. I should be going now. Good bye.
Fahim : Good bye .



Activity 3.2.1 : Listen to Unit - 3, Lesson 3.2, Situation 3.2.1 on the tape.



Review Question 3.2.1 : Answer these questions.

1. Where is Fahim?
2. Who is greeting the other person first?
3. What are they waiting for?



Review Question 3.2.2 : Complete the dialogue between Fahim and Ahsan below.

Dialogue :

- Ahsan : Hello. ____?
Fahim : ____ ____ . How are you?
Ahsan : ____ ____ (bus sound- effect). Oh. ____ ____ ____ here is my bus. I should be ____ ____ . Good ____ .
Fahim : ____ ____ .



Review Question 3.2.3 : Answer the following questions.

1. How does Ahsan greet Fahim?
2. How do they bid farewell to each other?

Situation 3.2.2 : The college campus.

List of Vocabulary and Language Points:

Hi, thanks ok, see you later, so long



The college campus- Shiblee is waiting in front of the Arts building for Arif. Shaila is passing by. Shiblee talks to her.

Dialogue :

- Shiblee : Hi Shaila! How are you?
 Shaila : Fine, thank you. How are you?
 Shiblee : I am fine, thank you. Where are you going?
 Shaila : I am going to the library. I have to work on the assignment.
 Shiblee : Ok. I'll see you later.
 Shaila : Well, Could you see me this afternoon. I want to discuss with you one lecture that I missed last Tuesday.
 Shiblee : Ok. I'll see you in the library at 4.00 pm. Is that all right?
 Shaila : Yes. Thanks.
 Shiblee : Well then all right?
 Shaila : So long.



Activity 3.2.2 : Listen to Unit - 3, Lesson 3.2, Situation 3.2.2 - on the tape.



Review Question 3.2.4 : Answer the following questions.

1. Where is Shiblee waiting?
2. For who is he waiting?
3. Who does he meet there?



Review Question 3.2.5 : Make a list of vocabularies those may be used in the conversation between Shaila and Shiblee.

| | |
|----|--|
| 1. | |
| 2. | |
| 3. | |
| 4. | |
| 5. | |

| | |
|-----|--|
| 6. | |
| 7. | |
| 8. | |
| 9. | |
| 10. | |




Review Question 3.2.6 : Now complete the dialogue between Shaila and Shiblee.

- Shiblee : Hi Shaila! How are you?
Shaila : _____ and you?
Shiblee : _____ Where are _____ ?
Shaila : To the _____. I have to work on the _____.
Shiblee : Ok. I'll see you later.
Shaila : Well, Could you see me this afternoon. I want to discuss with you one lecture that I missed last Tuesday.
Shiblee : Ok. I'll see you in the library at 4.00 pm. Is that all right?
Shaila : Yes. Thanks.
Shiblee : Well then _____.
Shaila : _____.



Review Question 3.2.7 : Answer the following questions.

1. How does Shiblee address Shaila?
2. Where is she going?
3. When will they meet again?
4. Why does Shaila want to meet him?
5. Where will they meet ?
6. How do they bid farewell to each other?



Situation 3.2.3 : BOU Teachers Club.

It's a get together party at the BOU Teachers club. The time is around 7-15 in the evening. Ms Ainy is a teacher from the department of English. She is waiting for Ms. Ahmed of the same department near the entrance. Mr. Sadrul Pasha, from the department of Agriculture enters the room with a guest, Ms Dickins, a professor in Agriculture from the University of Warwick, UK. They walk up to Ms. Ainy.

Dialogue :

- Mr. Pasha : Good evening Ms. Ainy. How are you?
Ms. Ainy : Good evening Mr. Pasha. I'm fine, thank you. How are you?
Mr. Pasha : Fine, thanks, Well I'd like you to meet Ms Dickins. Ms. Dickins this is Ms. Ainy.
Ms. Ainy : Hello Ms. Dickins. How do you do?
Ms. Dickins : How do you do, Ms. Ainy?
Mr. Pasha : Ms. Dickins is a professor in Agriculture, from the University of Warwick.
Ms. Ainy : University of Warwick! Mr. Pasha. I have been there seminar.

- Ms. Dickins : O that's interesting. So you teach English at your University?
- Ms. Ainy : That's right. So, how long will you be English at your University staying in Bangladesh?
- Ms. Dickins: Well, I'll be here for Two weeks. This is the 5th days Two weeks over here.
- Ms. Ainy : Well, lets go over there. I would like to introduce you to some of our colleagues. How about that Mr. Pasha?
- Mr. Pasha : That's a good idea. Let's go then.



Activity 3.2.3 : Listen to Unit - 3, Lesson 3.2, Situation 3.2.3 on the tape.



Review Question 3.2.8 : Answer the following questions.

1. What time is it?
2. What is the occasion?
3. Where is the party taking place?
4. Who is Ms. Ainy?
5. Who is she waiting for?
6. What is the name of the teacher from the dept. of Agriculture?
7. Who is Ms. Dickins?



Review Question 3.2.9 : Complete the dialogue orally between the teachers.

- Mr. Pasha : Good evening Ms. Ainy. ____?
- Ms. Ainy : ____ Mr. Pasha. I'm ____ . How are you?
- Mr. Pasha : Fine, thanks, Well I'd like you to meet ____ . Ms. Dickins this is ____.
- Ms. Ainy : Hello Ms. Dickins. How do you do?
- Ms. Dickins : ____, Ms. Ainy.
- Mr. Pasha : Ms. Dickins is a ____, ____ ____ ____ .
- Ms. Ainy : University of Warwick! ____ . I ____ ____ ____ ____ .
- Ms. Dickins : O that's interesting. So you teach English at your University?
- Ms. Ainy : That's right. So, how long will you be ____?
- Ms. Dickins: Well, I'll be here for ____ . This is the 5th day ____ ____ ____ here.
- Ms. Ainy : Well, lets go over there. I would like to introduce you to ____ . How about that Mr. Pasha?
- Mr. Pasha : That's a good idea. Let's go then.



Review Question 3.2.10 : Answer the questions.

1. How does Mr. Pasha greet Ms. Ainy?
2. How does he introduce Ms. Dickins to Ms. Ainy?
3. Why did Ms. Ainy visit the University of Warwick?
4. How long Ms. Dickins will stay in Bangladesh?
5. What does Ms. Ainy suggest?



Answer key : 3.2 (Sample answers)

Situation 3.2.1 : Review and Test 3.2.1

1. Fahim is waiting at the bus stop.
2. Ahsan walks up to him.
3. They are waiting to catch the bus to their office/job.

Situation 3.2.1 : Review and Test 3.2.2

How are you?
 Fine, thank you.
 I have to hurry
 Going now, bye.
 Good bye.

Situation 3.2.1 : Review and Test 3.2.3

1. Ahsan greets Fahim saying, Hello, how are you?
2. They bid farewell to each other saying, “Good bye”.

Situation 3.2.2 : Review and Test 3.2.4

1. Shiblee is waiting in front of the Arts building.
2. He is waiting for Arif.
3. He meets Shaila there.

Situation 3.2.2 : Review and Test 3.2.5

| | |
|----|---------------|
| 1. | Hello |
| 2. | Fine |
| 3. | Thank you |
| 4. | Library |
| 5. | See you later |

| | |
|-----|------------|
| 6. | Lecture |
| 7. | Discuss |
| 8. | Miss |
| 9. | So long |
| 10. | Assignment |

Situation 3.2.2 : Review and Test 3.2.6

Fine, thank you.
 I'm fine, thank you, going.
 library, assignment.
 all right?
 So long.

Situation 3.2.2 : Review and Test 3.2.7

1. Shiblee addresses Shaila saying : ‘Hi Shaila, how are you?’
2. She is going to the library.
3. They will meet again in the afternoon at the library.
4. She wants to discuss a lecture that she missed.
5. At the library.
6. They bid farewell to each other saying, “So long.”

Situation 3.2.3 : Review and Test 3.2.8

1. The time is around 7.15 in the evening.
2. It is a get-together party.
3. The party is taking place at the BOU Teacher’s Club.
4. Ms. Ainy is a teacher from the department of English.
5. She is waiting for Ms. Ahmed of the same department.
6. Mr. Sadrul Pasha is a teacher from the department of Agriculture.
7. Ms. Dickins is a professor in Agriculture from the University of Warwick, U.K.

Situation 3.2.3 : Review and Test 3.2.9

How are you.

Good evening

Thank you.

To meet Ms. Dickins

Ms. Ainy

How do you do

a professor in Agriculture, from the university of Warwick

I’ve been there

seminar

English at your university

staying in Bangladesh?

Two weeks

over there

some of our colleagues

Situation 3.2.3 : Review and Test 3.2.10

1. Mr. Pasha greets Ms. Ainy saying, “good evening Ms. Ainy.”

2. He says, "I would like you to meet Ms. Dickins." He also says that Ms. Dickins is a professor in Agriculture from the University of Warwick.
3. She went to the University of Warwick to attend a seminar on ELT testing.
4. She will stay here for two weeks.
5. Ms. Ainy suggests that Ms. Dickins should be introduced to other colleagues.

lesson 3.3 : Giving Directions and Instructions

You are most probably quite familiar with giving directions and instructions to people for getting to some places or for doing something.



Objectives:


After completing this lesson you will be able to :

- ask for and give directions to a new place.
- ask for and give information.
- give instructions to do something.

Situation 3.3.1 : Rimi’s visit to her aunt in Dhaka.

List of Vocabulary and Language Points:

excuse me, far/not far, near, turn right/turn left, go straight.



Rimi studies at the Chittagong University. During her winter vacation she has come to visit her aunt in Dhaka. She plans to visit a few places in the capital. First of all she would like to go to the Public library. But she doesn’t know the exact location of it. She stops a passerby in front of the TSC and asks for directions.

Dialogue :

- Rimi : Excuse me. Way the public library?
Passerby : Yes. It’s not far from here. You just go straight along this road, turn right. Keep going 100 metres. There you will find a sign board of the library. It’s a big white building. You will find it easily.
Rimi : Thank you so much.
Passerby : You’re welcome.



Activity 3.3.1 : Listen to Unit - 3, Lesson 3.3, Situation 3.3.1 - on the tape.



Review Question 3.3.1 : Answer the following questions.

1. Where does Rimi study?
2. Why has she come to Dhaka?
3. Is she missing her classes during her visit to Dhaka?
4. What is her plan?
5. Where would she like to go first?
6. Why and where does she stop a passerby?



Review Question 3.3.2 : Complete the dialogue between Rimi and the passer-by.

Dialogue :

- Rimi : Excuse me. _____?
- Passerby : Yes. It's not far from here. You just _____. Keep going _____. There you will find a sign board of the library. It's a big _____. You will find it easily.
- Rimi : _____.
- Passerby : _____.



Review Question 3.3.3 : Answer the following questions.

1. How does Rimi stop the passerby?
2. How does the passer-by give her direction?
3. How does Rimi thank him?

Situation 3.3.2 : At the information desk of a library.

List of Vocabulary and Language Points:

inquire, journal section, membership card, member, video section, borrow, children section, information desk.



You are at the National library. You want to inquire about the journal section, video section, children section, membership rules and borrowing rules. You move to the information desk to know these things.

Dialogue :

- You : Excuse me.
- Officer : Yes. What can I do for you?
- You : I want to know a few things about the library like how can I be a member here?
- Officer : Well, here is the library membership card. You'll have to fill it in and submit it to the fee desk over there along with the membership fees.
- You : How much is the fee?
- Officer : Tk. 200/- only.
- You : Do you have any journal section?
- Officer : Yes, we have a journal section with update issues.
- You : Is there any video section?
- Officer : Yes, but for the video section you need to fill in another form and the fee is Tk. 200/- again.

You : One more thing. How many books can I borrow at a time and for how many days?
Officer : 5 books at a time for 1 month.
You : Ok. Thank you.
Officer : You are welcome.



Activity 3.3.2 : Listen to Unit - 3, Lesson 3.3, Situation 3.3.2 - on the tape.



Review Question 3.3.4 : Answer the following questions.

1. Where are you?
2. What information do you want to have about the library?
3. Where can you get these information from?



Review Question 3.3.5 : Complete the dialogue between you and the person at the information desk.

You : _____.
Officer : Yes. _____?
You : I want to know a few things about the library like how can I be a _____ here?
Officer : Well, here is the _____. You'll have to _____ and submit it to the _____ desk over there along with the membership fees.
You : How much is the _____?
Officer : _____.
You : Do you have a _____?
Officer : Yes, we have a _____, _____.
You : Is there any _____?
Officer : Yes, but for the video section you need be fill in _____ and the fee is _____ again.
You : One more thing. _____ can I borrow _____ and for _____.
Officer : _____ at a time _____.
You : Ok. Thank you.
Officer : Thank you.



Review Question 3.3.6 : Answer the following question.


1. What is your first question to the officer at the information desk?
2. What is the officer's reply?
3. How much is the membership fee?
4. Do they have a journal section?
5. Do you need to fill in a different form for the journal section?

6. Is there any video section at the library?
7. What do you have to do to become a member of the video section?
8. How many books can you borrow at a time and for how long can you keep them?

Situation 3.3.3 : In the classroom.

List of Vocabulary and Language Points:

Teacher, classroom, instructions, blackboard, exercise book, right hand corner, at the top.



Imagine you are a teacher in a school. In the classroom give your students instruction to copy the questions you have written on the blackboard.

Review Question 3.3.7 : Complete the instruction below.

Well, take out your ____ and ____, now write today's ____ of the page ____ corner. Now copy the _____. ____ the answers. You are given ____ for that. Then ____ to me.



Review Question 3.3.8 : Answer the following questions.

1. What is your first instruction to your students?
2. Where will they write the date?
3. What will they copy?
4. How much time they are given to write down the answers?
5. What will they do finally?



Answer key : 3.3

Situation 3.3.1 : Review and Test 3.3.1

1. Rimi studies in the Chittagong University.
2. She has come to Dhaka to visit her aunt.
3. No, because she has come here during her winter vacation.
4. She plans to visit a few places.
5. First she would like to go to the Public library.
6. She stops a passerby in front of the TSC and asks for direction to the public library.

Situation 3.3.1 : Review and Test 3.3.2

Way to the public library?
Go straight along this road, turn right.
100 metres.
White building.
Thank you so much.
You're welcome.

Situation 3.3.1 : Review and Test 3.3.3

1. Rimi stops the passer-by saying: Excuse me.
2. The passer-by gives her directions saying : just go straight along this road and then turn right. Keep going about a hundred metres. There you will find a signboard of the library and it is a big white building.
3. Rimi thanks him saying : Thank you so much.

Situation 3.3.2 : Review and Test 3.3.4

1. I am at the national library.
2. I want information about the journal section, how to become a member, about the video section, how many books can I borrow at a time and for how long can I keep those, etc.
3. I can gather these information from the information desk of the library.

Situation 3.3.2 : Review and Test 3.3.5

Excuse me, What can I do for you? Member, library membership card, fill it in, membership, fee, Tk. 200/= only, journal section, Rich journal section, with upto date issues, video section, another form, Tk. 200/=, How many books, at a time, how many days, 5 books for 1 month.

Situation 3.3.2 : Review and Test 3.3.6

1. My first query to the man at the information desk was how to be a member of the library.
2. The officer replied that, to be a member, I have to fill in the membership card, then along with the fee, have to submit the card at the membership desk.
3. The fee is Tk. 200/=.
4. Yes, they have a rich journal section.
5. No. I don't have to fill in a different form to become a member of the journal section.
6. Yes, there is a separate video section.
7. I have to fill in another card and pay Tk. 200/= to become a member of the video section.
8. At a time I can borrow 5 books and can keep those for 1 month.

Situation 3.3.3 : Review and Test 3.3.7

Exercise book, pen/pencil, date; at the top, questions written on the blackboard, write, 15 minutes, give your exercise book..

Situation 3.3.3 : Review and Test 3.3.8

1. First I instruct them to take out their exercise book and a pen or a pencil.
2. They will write the date at the top of the page in the right hand corner.
3. They will copy the questions written on the blackboard.
4. They are given 15 minutes to answer the questions.
5. Finally they will give their exercise books to me.

Lesson 3.4 : Giving Personal Accounts

There are situations in which we talk about ourselves. In this lesson you will learn how to give personal accounts.



Objectives :

After completing this sections you will be able to :

- give personal information.
- talk about your inclination towards something.
- give personal accounts before an interview board.

Situation 3.4.1 : Conversation between you and your teacher.

List of Vocabulary and Language Points:

get admission, introductory, Institution, pick up, particular subject , hobby, renowned educational institution.



Imagine that you have completed your HSC examinations and now have got admission to the University. Today is your first class. Your teacher asks a few questions to all the students as an introductory session. She wants to know (1) Your name, (2) Name of the institution from where you have completed your HSC, (3) Why did you pick up this university to study, (4) Why did you pick- up this particular subject and finally, (5) What is your hobby?



Activity 3.4.1 : Listen to Unit - 3, Lesson 3.4, Situation 3.4.1 - on the tape.



Review Question 3.4.1 : Answer the following questions.

1. Where are you now?
2. What is the class about?
3. What does the teacher intend to do?
4. What are the information she wants to know from the students?



Review Question 3.4.2 : Complete the following responses.

1. My name is ____.
2. I did my HSC from ____.
3. I picked up this university because ____ ____ in the country.
4. I want to be ____.
5. In my leisure I like ____, I also like ____.




Review Question 3.4.3 : Answer the following question.

1. What is your name?
2. From where did you complete your H.S.C?
3. Why did you choose this university to study ?
4. What is your aim in life?
5. What are your hobbies?

Situation 3.4.2 : Description relating job life.

List of Vocabulary and Language Points:

Discuss matters , job, language, courses, interpret, report, excellent, interested in, traveling, next term, Russian, Spanish.



Imagine yourself as a student. You want to discuss matters relating to your job life with your teacher. You want to be an interpreter.

Dialogue :

- Teacher : I've got your report here. It's good indeed. I think the thing that stands out most is your languages which appear to be very good.
- You : Thank you sir.
- Teacher : Your marks in English and others languages are good.
- You : Yes, I am happy about it.
- Teacher : That's good. What is the field of your interest?
- You : I am interested in languages.
- Teacher : Have you traveled a lot?
- You : No, sir a little.
- Teacher : Are you interested in traveling?
- You : Very much and you can say, I want a job that will be indeed.
- Teacher : That's interesting. What particular travel are you related interested in?
- You : I would like to be an job. This will include interpreter and traveling.
- Teacher : So, in your next term you can pick up another languages course.
- You : Yes sir. And can I take Russian?
- Teacher : Yes. You will have choice of Russian or Spanish.



Activity 3.4.2 : Listen to Unit - 3, Lesson 3.4, Situation 3.4.2 - on the tape.



Review Question 3.4.4 : Answer the following questions.

1. What do you want to be?
2. What do you want to talk about?
3. Whom are you talking to?



Review Question 3.4.5 : Fill in the conversation below.

Cue : [Excellent, interested in language, a little, a lot, travel, job related, interpreter, Russian, Spanish.]

Dialogue :

Teacher : I've got your report here. It's good indeed. I think the thing that stands out most is your languages which appear to be very good.

You : _____.

Teacher : Your marks in English and other languages are good.

You : _____ about it.

Teacher : That's good. What is the field of your interest?

You : _____ languages.

Teacher : Have you traveled a lot?

You : No, sir _____.

Teacher : Are you interested in traveling?

You : Very _____. And you can say, I want a job that will be _____.

Teacher : That's interesting. What particular ____ are you ____ interested in?

You : I would like to be an _____. This will include _____ and _____.

Teacher : So, in your next term you can pick up another _____ course.

You : Yes sir. And can I take _____?

Teacher : Yes. You will have choice of _____ or _____.




Review Question 3.4.6 : Answer the following questions, orally.

1. In which subjects you have got excellent marks?
2. You are interested in which area?
3. Have you traveled a lot?
4. Are you interested in traveling?
5. What sort of job you would like to do?
6. What particular job you are interested in?
7. Can you take up another language course?
8. Will you have any choice of languages in the next term?

Situation 3.4.3 : Description for a job of a teacher.

List of Vocabulary and Language Points:

looking for a job, post of, come across, apply, walk - in - interview, interview board, academic qualification, teaching experience, teaching method, salary/remuneration



You are looking for a job of a teacher. You have come across an advertisement in the paper. You decide to apply for the post. The advertisement says, “there is a walk - in - interview tomorrow morning at 10.00 a.m.” Now you imagine yourself before the interview board where you are asked to talk about your (1) academic qualification, (2) teaching experience, (3) your teaching method and (4) your expected salary.

Dialogue :

- Interviewer : So Mr. Ahmed, since you’ve applied for this post, tell us about your academic career.
- You : Well sir, I have completed S.S.C. in 1990, from St. Joseph’s High School. H.S.C. in 1992 from Dhaka College and I graduated from DU in 1996 from the dept. of English. I completed my Masters degree in 1997 from the same institution. Here are my certificates sir.
- Interviewer : Hmm Do you have any teaching experience?
- You : Yes, I’ve. I’ve been working in a school for the last 3 months.
- Interviewer : What method would you apply to make your students interested in their study?
- You : I would prefer the communicative method. I don’t want to apply lecture method. And I will also take weekly tests to see how far they are improving.
- Interviewer : Well Mr. Ahmed what is your expected salary?
- You : As per rules of this institution, sir.
- Interviewer : Ok. Thank you.
- You : Than you sir.



Activity 3.4.3 : Listen to Unit - 3, Lesson 3.4, Situation 3.4.3 - on the tape.



Review Question 3.4.7 : Answer the following questions.

1. What sort of job you are looking for?
2. ‘There is a vacant post of a teacher’ ---- from where do you get this information?
3. Do you have to sit for a written test?

4. At what time the interview will take place?
5. What are the points you may have to talk about?



Review Question 3.4.8 : Fill in the blanks to complete the communication between yourself and the interviewer.

[Cue : SSC , HSC, Graduation, MA, the year, department, certificates, communicative, lecture-method, class tests.]

Dialogue :

Interviewer : So Mr. Ahmed, since you've applied for this post, tell us about your academic career.

You : Well sir, I have completed ____ and I graduated ____ . I completed my ____ from the ____ . Here are my ____ sir.

Interviewer : Hmm Do you have any teaching experience?

You : Yes, I've. I've been working in a ____ for the ____ .

Interviewer : What method would you apply to make your students interested in their study?

You : I would prefer the ____ . I don't want to apply lecture - method. And I will also take ____ tests to see ____ they are improving.

Interviewer : Well Mr. Ahmed what is your expected salary?

You : As per ____ of this institution, sir.

Interviewer : Ok. Thank you.

You : ____ sir.



Review Question 3.4.9 : Answer the following questions.

1. What is the interviewer's first question?
2. What is your reply?
3. Do you have any teaching experience?
4. What is the interviewer's next question?
5. What is your reply?
6. What is your expected salary?



Answer key : 3.4 (Sample answers)

Situation 3.4.1 : Review and Test 3.4.1

1. I'm in my class.
2. As this is the first class, the teacher takes it as an introductory class.
3. The teacher asks a few questions to each of the students to get information about them.
4. She wants to know the student's name, name of the institution from which s/he has done his/her HSC, why did s/he pick up this university to study in, why did s/he pick up this particular subject and what is the student's hobby.

Situation 3.4.1 : Review and Test 3.4.2

1. Rafiq
2. Notre Dame College.
3. One of the renowned educational institutions.
4. A teacher in English
5. to play cricket and basketball, story books.

Situation 3.4.1 : Review and Test 3.4.3

1. My name is Rafiq.
2. I completed my HSC from Notore Dame College.
3. I choose this university because this is one of the renowned educational institutions of the country.
4. I want to be a teacher in English.
5. In my leisure I like to play cricket and basketball. I also like to read story books.

Situation 3.4.2 : Review and Test 3.4.4

1. I want to be an interpreter.
2. I want to discuss about my future plan regarding job and also about the language course I am interested to take.
3. I am talking to my teacher.

Situation 3.4.2 : Review and Test 3.4.5

Thank you sir.
 Yes, I am happy
 I am interested in

a little
much, indeed
travel related
job
interpreter traveling, languages
Russian or Spanish.

Situation 3.4.3 : Review and Test 3.4.6

1. Marks in English and French.
2. I'm interested in languages
3. No. I've traveled a little.
4. Yes. I am very much interested in traveling.
5. I would like to do something that is travel related.
6. I would like to be an interpreter.
7. Yes, I can take another language course.
8. Yes, I will have a choice of Russian or Spanish.

Situation 3.4.3 : Review and Test 3.4.7

1. I am looking for a teaching job.
2. I got the information of the vacant post of a teacher from the advertisement published in a paper.
3. No, I don't have to sit for a written test. Instead I'll have to appear for a walk in-interview.
4. The interview will begin at 10-00 a.m.
5. I may have to talk about my academic qualification, teaching experience, my expected salary etc.

Situation 3.4.3 : Review and Test 3.4.8

SSC in 1990, from St. Joseph's high school and / HSC in 1992, from Dhaka College/ from DU in 1996 from the dept. of English/ Masters degree in 1997/ same institution/ certificates.

School, last 3 months, communicative method, weekly, how far, rules, thank you.

Situation 3.4.3 : Review and Test 3.4.9

1. The interviewer first wants to know about my academic qualifications.
2. I inform that, I've completed my SSC in 1990 from St. Joseph's High School and HSC in 1992 from Dhaka College. I graduated

from DU in 1995 from the Dept. of English and in 1996 I completed my masters degree from the same institution.

3. Yes. I've teaching experience in a school. I've been working there for the last 3 months.
4. Next the interviewer wants to know about the method I would apply to make my students interested in their study.
5. I inform him that, I would prefer communicative method rather than the lecture method. I will also take weekly tests to see how far they are improving.
6. My expected salary will be as per the rules of the institution.

Lesson 3.5 : Review and Test.

Let us now do some more activities on greeting and farewell.



Objectives :

After completing this lesson you will be able to:

- greet and bid farewell.
- give directions and instructions.

Situation 3.5.1 : Greetings and Farewells - 1.

List of Vocabulary and Language Points:

Hello, how are you, fine, bid farewell, good bye.



Riaz is going to the Mathematics class. On his way, he meets Kamal, who greets him and asks whether he will go to the party at Shahin's house in the afternoon. Riaz talks to him for a while and then he bids farewell as he has to attend the class.

Dialogue :

- Kamal : Hello, Riaz, How are you?
Riaz : O, Hello! I'm fine. Thank you. How are you Kamal?
Kamal : Fine, thanks. Are you going to the party at Shahin's afternoon?
Riaz : I'm this, no sure yet. Are you going?
Kamal : Yes. I'll go. Try to come over.
Raiz : Yes I'll try for sure.
Riaz : Yes. Well I have got to hurry. I have a class right now.
Kamal : Ok. Hope to see you at the party.
Riaz : Ok, Bye.
Kamal : Bye, bye.



Activity 3.5.1 : Listen to Unit - 3, Lesson 3.5, Situation 3.5.1 on the tape .



Review Question 3.5.1 : Answer the following questions.

1. Where is Riaz going?
2. Who does he meet on his way?
3. What does Kamal want to know from Riaz?



Review Question 3.5.2 : Fill in the conversation below taking help from the vocabulary and language points section.

Dialogue :

Kamal : ____ Riaz, ____ ____ ____?
 Riaz : O, Hello! ____ ____ _____. Thank you. ____ ____ ____
 Kamal?
 Kamal : ____, thanks. Are you going ____ at ____ afternoon?
 Riaz : I'm ____ ____ yet. Are you going?
 Kamal : Yes. I'll go. Try to come over.
 Raiz : Yes I'll try for sure.
 Riaz : Yes. Well I have got to _____. I have a class ____
 _____.
 Kamal : Ok. Hope to see you _____.
 Riaz : Ok, Bye.
 Kamal : _____.



Review Question 3.5.3 : Answer the following questions.

1. How does Kamal greet Riaz?
2. What does Kamal want to know about?
3. Is Riaz going there?
4. Why is Riaz in a hurry?
5. How do they bid farewell to each other?

Situation 3.5.2 : Greetings and Farewells - 2.

List of Vocabulary and Language Points:

Good morning, I'm fine, thank you, Could I see ..., busy this----, will be free, I'm afraid, make an appointment -----.



Ahmed Shafi is at the doctor's chamber. He wants to see the doctor this morning, so he talks to Shamim Hasan for an appointment. Shamim informs him that Dr. Mahmood is very busy this morning and will be free around 5 in the afternoon. But Ahmed has some works to do in the afternoon. So he wants to make an appointment for tomorrow.

Dialogue :

Ahmed Shafi : Good morning, Mr Hasan . How are you?
 Shamim Hasan : Good morning, Mr. Ahmed. I'm fine, thank you .
 Ahmed Shafi : Could I see Dr. Mahmood, this morning?
 Shamim Hasan : I'm sorry. The doctor is busy all morning. He'll be free around 5. I can make an appointment for you after 5.
 Ahmed Shafi : I'm afraid I can't make it this afternoon. Could I make an appointment for tomorrow? At around 10 in the morning.
 Shamim Hasan : Certainly.

Ahmed Shafi : All right then. I'll be here tomorrow at 9:50. See you.
Shamim Hasan : See you then. Good bye.



Activity 3.5.2 : Listen to Unit - 3, Lesson 3.5, Situation 3.5.2 - on the tape and answer the questions orally in Section B.



Review Question 3.5.4 : Answer the following questions.

1. Where is Ahmed Shafi?
2. Whom does he talk to and why?
3. Could Ahmed see the doctor this morning?
4. When will be the doctor free?
5. Will Ahmed see the doctor in the afternoon?
6. What will he do now?



Review Question 3.5.5 : Fill in the conversation talking help from the language points and vocabulary section.

Dialogue :

Ahmed Shafi : ____ ____ ____ ____ . How are you?
Shamim Hasan : ____ ____ ____ ____ . I'm ____ , ____ ____ .
Ahmed Shafi : Could I see ____ ____ , ____ ____ ?
Shamim Hasan : I'm ____ . The doctor is ____ ____ ____ . He'll be ____ ____ ____ . I can make an appointment for you after 5.
Ahmed Shafi : I'm ____ I can't make it this afternoon. Could I ____ ____ ____ for tomorrow? At around 10 in the ____ .
Shamim Hasan : Certainly.
Ahmed Shafi : All right then. I'll be here tomorrow at 9:50. See you.
Shamim Hasan : See you then. ____ ____ .




Review Question 3.5.6 : Answer the following questions.

1. How does Ahmed Shafi greet Hasan?
2. How does Hasan reply?
3. Why has Ahmed come here?
4. When does he wish to see the doctor?
5. Is the doctor free this morning?
6. Can Ahmed comeback in the afternoon?
7. When is his next appointment with the doctor?
8. How does Shafi bid farewell?

Situation 3.5.3 : Giving directions and Instructions.

List of Vocabulary and Language Points:

watch, programme, TV Schedule, TV channels, column, Friday, P.M. listed, time, each show, first show, next one, half hour, one hour, more, little marks, ditto marks, continue.



“Its Friday at last!” Ruma said. “Now I can watch TV all evening. I wonder what’s on tonight. Well, I can find what’s on tonight from this TV schedule.’

To find out suitable programmes, she looked at the TV schedule for Friday.

Now here is the part of the schedule she used. It shows, what can be seen on two TV channels on Friday from 7:00 to 11:00.

| The schedule | | |
|--------------|---------------------|---------------------|
| FRIDAY p.m | Channel 1 | Channel 2 |
| 7:00 | News | Quiz time |
| 7:30 | Modern Bangla songs | News and Weather |
| 8:00 | Bangla feature film | Sports time |
| 8:30 | .. | .. |
| 9:00 | .. | Your health |
| 9:30 | .. | .. |
| 10:00 | Magic show | Today’s Agriculture |
| 10:30 | .. | News |



Review Question 3.5.7 : Answer the following questions.

1. Why is Ruma excited?
2. What is the use of a TV schedule?
3. What does the TV schedule for Friday point out?



Review Question 3.5.8 : Now look at the schedule in Situation 3.5.3 and prepare an instruction about how to use it. You can take help from the vocabulary and language points section.

Instruction :

The heading of the first ____ of the TV ____ is ____ _____. Listed in that column is the ____ for ____ _____. The ____ for the other ____ show the ____ ____.

Now, take a look at the first _____. You will see that the first show starts at _____. The next one begins at _____. The last show starts at _____. Notice

that times are given for each ____ ____ . There are some programmes that last ____ ____ or ____.

Now look at the ____ headed Channel 1. Bangla feature Film starts at ____ and lasts till ____ . The little marks called the ____ marks under Bangla feature film, tells you that the same show listed above them continues.

So following this you may find the programme of your choice.



Review Question 3.5.9 : Answer the following questions.

1. What's the heading of the first column of the TV schedule?
2. What is listed in this column?
3. What do the headings for other columns indicate?
4. When does the first show begin?
5. What is the time for the next show?
6. When does the next show begin?
7. When does the last show start?
8. What is noticeable about time in this schedule?
9. Do all the programme last for half an hour?
10. When does the Bangla feature film start?
11. What do "ditto" marks indicate?



Review Question 3.5.10 : Answer the following questions.

1. What show begins at 7:30 on channel 2?
2. What's at 7:30 on channel 1?
3. What's the timing for "Sports Time" and on which channel?
4. Which programme begins at 9:00?
5. Which channel shows the "Magic show" at 10:00?
6. There is a show on Agriculture. Which channel shows it and when?
7. How long will be the Bangla feature film shown?

Situation 3.5.4 : Giving Personal Accounts.

List of Vocabulary and Language Points:

New colleague, glad to know you, job, different places, lot of jobs, grew up.



Rehana Khan an officer at the Information desk of the library, meets her new colleague Tamara Rahman. Ms. Khan has been with the library for the last 5 years. They discuss their schooling, college, jobs, etc.

Dialogue :

- Rehana Khan : Are you. Tamara Rahman?
 Tamara Rahman : That's right. I'm Tamara Rahman and I'm the new Information officer here.
 Rehana Khan : I'm Rehana Khan.
 Tamara Rahman : Glad to know you, Rehana.
 Rehana Khan : Same here. So, where were you working before joining here.
 Tamara Rahman : I've worked at college. I've had a lot of jobs since I left Dhaka.
 Rehana Khan : Where were you in college?
 Tamara Rahman : I was in Viquarun Nisa Noon School.
 Rehana Khan : And your schooling?
 Tamara Rahman : At the same institution. I was always in Dhaka. I grows up here.



Activity 3.5.4 : Listen to Unit - 3, Lesson 3.5, Situation 3.5.4 on the tape.



Review Question 3.5.11 : Answer the following questions.

1. Who is Rehana Khan?
2. Whom does she meet?
3. How long has been Ms. Khan with the library?



Review Question 3.5.12 : Fill in the conversation below taking help from the language points and vocabulary section.

Dialogue :

- Rehana Khan : Are you. ____ ____?
 Tamara Rahman : That's right. I'm ____ ____ and I'm the new Information ____ here.
 Rehana Khan : I'm ____ ____.
 Tamara Rahman : ____ ____ you, ____.
 Rehana Khan : Same here. So, where were you working before ____.

Tamara Rahman : I've worked at ____ _____. I've had a lot of jobs since I left _____.

Rehana Khan : Where were you in college?

Tamara Rahman : ____ _____. I was in _____ _____ _____ _____.

Rehana Khan : And your schooling?

Tamara Rahman : At the _____ institution. I was always in _____. I _____ up here.



Review Question 3.5.13 : Answer the following questions.

1. What does Rehana Khan want to know at the beginning of the conversation?
2. How does Tamara Rahman introduce herself?
3. What does she say when Rehana introduces herself?
4. What is Tamara's reply to Rehana's question regarding job?
5. Which college Tamara had attended?
6. What is the name of her school?
7. Where did she grow up?



Answer key : 3.5

Situation 3.5.1 : Review and Test 3.5.1

1. Riaz is going to the mathematics class.
2. He meets Kamal.
3. Kamal wants to know whether Riaz is going to the party at Shahin's house.

Situation 3.5.1 : Review and Test 3.5.2

Hello, How are you?
 I'm fine. How are you.
 Fine, to the party, Shahin's, this,
 not sure.
 hurry, right now.
 at the party
 Bye, bye.

Situation 3.5.1 : Review and Test 3.5.3

1. Kamal greets Riaz saying "Hello".
2. Kamal wants to know whether Riaz will go to the party at Shamim's.
3. Riaz is not sure whether he is going there.
4. Riaz has to attend a class, so he is in a hurry.
5. They bid farewell to each other saying "bye bye".

Situation 3.5.2 : Review and Test 3.5.4

1. Ahmed Shafi is at the doctor's chamber.
2. He talks to Shamim Hasan for an appointment with the doctor that morning.
3. No, he could not, because Dr. Mahmood was very busy that morning.
4. The doctor will be free around 5 in the afternoon.
5. Ahmed has some works to do in the afternoon, so he won't be able to see the doctor.
6. He will now ask for an appointment for tomorrow/the next day.

Situation 3.5.2 : Review and Test 3.5.5

Good morning, Mr. Hasan
 Good morning, Mr. Ahmed / fine, thank you.
 Dr. Mahmood, this morning.

Sorry, busy all morning, free around 5,
afraid, make an appointment, morning,
good bye.

Situation 3.5.2 : Review and Test 3.5.6

1. Ahmed Shafi greets Hasan saying “Good morning, Mr. Hasan”.
2. Hasan replies him saying, “Good morning”.
3. Shafi has come here to see the doctor.
4. He wishes to see the doctor that morning.
5. No, the doctor is very busy all morning. He’ll be free around 5 in the evening.
6. No, he won’t be able to see the doctor because he has another appointment in the evening.
7. His next appointment with the doctor is at 10 next morning.
8. Shafi bids farewell saying, “See you”.

Situation 3.5.3 : Review and Test 3.5.7

1. It’s Friday and so, Ruma can watch TV all evening and she is excited about this.
2. From a TV schedule one can find out suitable programme, programmes those somebody wants to watch.
3. The TV schedule for Friday shows, what can be seen on 2 TV channels on Friday from 7.00 to 11.00.

Situation 3.5.3 : Review and Test 3.5.8

Column, schedule, Friday, P.M.,
time, each TV show,
headings, column, Television channels, column,
7-00, 10-30, half hour, an hour, more,
column, 8-00, 10-00, ditto .

Situation 3.5.3 : Review and Test 3.5.9

1. The heading of the first column of the TV schedule is Friday, p.m.
2. Listed in this column is the time for each TV show.
3. The headings for the other columns indicate the Television Channels.
4. The first show begins at 7.00.
5. The next show begins at 7.30.
6. The next show begins at 8.00.
7. The last show starts at 10.30.
8. In this schedule the times are given for each half hour

9. No.
10. The Bangla feature film starts at 8.00
11. The ditto mark indicate that the same show listed above them continues.

Situation 3.5.3 : Review and Test 3.5.10

1. It's "Quiz time" at 7.00 on channel 2.
2. A programme on modern Bangla songs is at 7.30 on channel 1.
3. Sports time will be at 8.00 on channel 2.
4. "Your health" begins at 9.00.
5. "Magic show" is on channel 1 at 10:00.
6. On channel 2 "Today's Agriculture" is on at 10:00.
7. The Bangla feature film is for 2 hours.

Situation 3.5.4 : Review and Test 3.5.11

1. Rehana Khan is the officer at the Information desk.
2. She meets a new colleague Tamara Rahman.
3. Ms Khan has been with the library for the last five years.

Situation 3.5.4 : Review and Test 3.5.12

Tamara Rahman
Tamara Rahman, officer
Rehana Khan
Glad to know, Rehana
joining here
different places, college
Dhaka, Viqarun Nisa Noon School.
same, Dhaka, grew

Situation 3.5.4 : Review and Test 3.5.13

1. At the beginning of the conversation, Rehana Khan wants to know, whether the person she was talking to was Tamara Rahman.
2. Tamara Rahman introduces herself by saying: "I'm Tamara Rahman and I'm the new information officer here."
3. She says, "glad to know you, Rehana."
4. Regarding job, Tamara informs Rehana that she has worked at different places. She had a lot of jobs since she left college.
5. She had attended Viqarunnisa Noon college.
6. Her schooling was at the same institution.
7. She grew up in Dhaka.