

UNIT 2
Developing
Listening Skills - 2

Unit 2 : Developing Listening Skills - 2

What is listening skill and why do we need to develop this skill – you know it now from the previous unit. This unit will help you further develop this particular skill.

Lesson 2.1 : Description of Persons

Everybody has family, friends and colleagues and sometimes we need to describe a family member or a friend or somebody else to another person. In this lesson you will learn the language that could be used while describing someone.



Objectives:

After you complete this lesson you will be able to :

- describe a person.
- identify a person and his/her life style from description.

Situation 2.1.1 : Conversation between Selim and Rima about Shumon

List of Vocabulary and Language Points:

to see, moustache, beard, to wear, blond/dark/curly hair, glasses, not anymore, shirt, sweater, underneath



Rima, Selim and Shumon were classmates in the university. They all are now working in different places. One afternoon Selim visits Rima. They are chatting while taking tea.

Dialogue

- Rima : Do you take milk and sugar?
Selim : Milk is alright, but no sugar please.
Rima : That's it. There you are. O! You'll never guess whom I met yesterday.
Selim : Who's that?
Rima : Shumon. Do you remember him?
Selim : Shumon. O, Shumon with the long hair?
Rima : No, no. Shumon with the dark, curly hair. You know, he's a real tall fellow.
Selim : O yes, the tall one. Does he have a moustache?
Rima : Yes, he does.
Selim : And does he still have his beard?
Rima : No, not any more. He just has a moustache now. Do you remember him?
Selim : I think so.

Rima : He prefers wearing punjabi most of the time.
 Selim : That's right. And does he wear glasses?
 Rima : Yes, that's right, when he's reading, yes he does.
 Selim : And he's working in the library now. Isn't it?
 Rima : Yes, he works in the library.
 Selim : Oh well, why don't we go and say hello to him one day?
 Rima : Yes, that will be a nice gathering.



Activity 2.1.1 : Listen to the conversation between Selim and Rima. Lesson 2.1, Situation 2.1.1.

Review Questions 2.1.1 : Put a tick (√) in the box beside the photograph of Shumon.

Picture 1	Picture 2
Picture 3	Picture 4

Fig. 2.1 : Identifying Shumon.

Situation 2.1.2 : Description of O-Shin

List of Vocabulary and Language Points:

Japanese, cinema, Australia, pen friend, photography, England, practice, traveling, straight hair, gardening.



Description of O-Shin :

O-Shin is a 25 years old Japanese student. She likes to have pen-friends from around the world so that she can practice her English. She studies Law and English and she wants to pursue her higher studies in the USA. She is going to be a lawyer. She also has interest in psychology. Her height is medium but she is a bit thin. She has short, black and straight hair. The colour of her eyes are deep brown. She has two brothers and a sister. Her father is a doctor and mother is a teacher in a school. She likes to watch movies and listen to music. She also has keen interest in traveling. Photography is one of her hobbies. She is an amateur photographer. She grows different types of roses in her garden. She went to Australia and also to England during vacations with her family.

If you are interested to be O-Shin’s pen-friend you can write her to:

O-Shin Mikio.

P O Box No: 2402

Tokyo, Japan.



Activity 2.1.2 : Listen to Unit - 2, Lesson 2.1, Situation 2.1.2 - the description of O-Shin, a Japanese student.



Review Questions 2.1.2 : Put a tick (✓) in the box to indicate the correct answer.

1. O-Shin is a girl of
 - A. 20 yrs
 - B. 23 yrs
 - C. 24 yrs
 - D. 25 yrs

2. She is from
 - A. China
 - B. Korea

- C. Japan
- D. Jordon
3. She is a
- A. teacher in a school
- B. student
- C. a housewife
- D. a movie-star
4. She wants to have a penfriend to
- A. practice music
- B. practice her English
- C. increase the number of her friends
- D. have fun .
5. She studies
- A. Law and English
- B. English and Mathematics
- C. English and Japanese
- D. English and Physics
6. She'll pursue her higher studies in the
- A. U K
- B. Netherlands
- C. USA
- D. UAE
7. She is of medium height but is a bit
- A. flabby
- B. thin
- C. skinny
- D. healthy
8. She has
- A. long, black, straight hair


- B. short, brown, straight hair
- C. short, black, straight hair
- D. short, black, curly hair
9. Her eyes are
- A. deep black
- B. brown
- C. deep brown
- D. black
10. Her father is a
- A. physician / doctor
- B. physicist
- C. psychologist
- D. pharmacist
11. She likes
- A. movie and music
- B. movie and parties
- C. music and art
- D. music and dramas
12. She is an amateur
- A. painter
- B. photographer
- C. pianist
- D. singer
13. In her garden she grows
- A. flowers
- B. roses
- C. vegetables
- D. different types of plants

14. She has been to
- A. Australia and England
 - B. Austria and England
 - C. England and Canada
 - D. Australia and Canada
15. O-Shin's full name is
- A. O-Shin Mikido
 - B. O-Shin Khan
 - C. O-Shin Mikio
 - D. O-Shin Mikito

Situation 2.1.3 : Conversation between Salma and Nazma about a family picture.

List of Vocabulary and Language Points:

fat, old, curly hair, intelligent, slim, long hair, short hair, young



Salma and Nazma are friends. Nazma has come to Salma's house one afternoon. She sees an interesting photograph on Salma's table. It's a family picture. She asks Nazma about the persons in the photograph.

Dialogue :

- Nazma : I guess, this is one family picture of yours. Who are these people?
- Salma : O, I'll show you. Look here at the centre, this handsome old fellow is my grandpa. He was in his 70's then.
- Salma : O, really?. He doesn't look that old.
- Nazma : At the back, that's Shumon, my eldest cousin. He is also the tallest among all our cousins. Next to him, you see the fat man, that's Miron uncle. My papa's younger brother. That real slim boy with the glasses is Rana, my brother. He never changes, he is always so thin. And see the other boy, with the curly hair? He is the most intelligent among our cousins. Always thinking of new formulae and busy with experiments. You know him although he is younger in the picture.

- Nazma : O yes, I know. And this is Pasha bhai isn't it?
- Salma : You got that right. And look at this tiny- tot. It's Shima, my younger sister.
- Nazma : And who's that with long hair?
- Salma : Guess who!
- Nazma : Come on, is that you? Well, that's surprising that you always had such long hair.
- Salma : Well yes. I never wanted a hair-cut. Whenever mum insisted I used to start crying like anything.
- Nazma : And the girl with the short hair beside you. Who's that?
- Salma : O, that's Mina, our friend. You see we were neighbours. She was my best friend.
- Nazma : You all look so cute in the picture!



Activity 2.1.3 : Listen to Unit - 2, Lesson 2.1, Situation 2.1.3 - the conversation between Salma and Nazma in the tape.



Review Questions 2.1.3 : Fill in the blanks with the appropriate words.

1. At the time of the picture taken grandpa was in his _____.
2. The tallest boy in the family is Salma's cousin _____.
3. Miron uncle is the youngest uncle who is _____.
4. Rana is the cousin who wears _____ glasses and is always _____.
5. The boy busy with formulae and experiments is _____.
6. Pasha has _____ hair.
7. The little girl in the picture is _____, Salma's _____ sister.
8. The girl with the long hair is _____.
9. She never wanted a _____.
10. Salma's friend Mina has _____ hair.

Situation 2.1.4 : Conversation between Selim and Reza about their friends in the class.

List of Vocabulary and Language Points:

tallest, intelligent, short, strong, hard-working, studies a lot, sport

Selim and Reza are classmates. They are talking about some of their friends.



Dialogue :

Selim : Well, our examination is coming up Reza. You must be studying hard.

Reza : Well yes, I am trying, but you see, Kamal is the boy who is real hard working and he studies a lot. He will certainly come out first.

Selim : It's true that he studies a lot, but I guess, Munir will do better this time. He is intelligent, and studies not only the text books but other materials too. You'll find him at the journal section of the library at off periods. His knowledge is vast.

Reza : Rakib is another hard working boy but his ill health is his problem. He gets sick quite often.

Selim : By the way, do you know Reza is going to be the team leader in the University Basket Ball tournament from our hall?

Reza : No, I know he is good at sport, but I thought he played volley-ball.

Selim : No our volley ball player is Karim. He is a short boy but very strong.

Reza : Indeed, now tell me who is the tallest in the class?

Selim : O, Who else? But me (Ha. Ha).



Activity 2.1.4 : Listen to Unit - 2, Lesson 2.1, Situation 2.1.4 - Identify the persons in the pictures in Review question when you listen to them.



Review Questions 2.1.4 : Identify the boys in the pictures and write their names in the blank space given below each picture.



Picture 1	Picture 2
Picture 3	Picture 4

Fig. 2.2 : Identifying the boys.



Answer Key : 2.1

Situation 2.1.1 : Review and Test 2.1.1

Picture 2 is Shumon

Situation 2.1.2 : Review and Test 2.1.2

1. 25 yrs 2. Japan 3. student 4. practice her English 5. Law and English
6. USA 7. thin 8. short, black, straight hair 9. deep brown 10. physician /
doctor 11. movies and music 12. photographer 13. roses 14. Australia and
England 15. O-Shin Mikio

Situation 2.1.3 : Review and Test 2.1.3

1. 70's 2. Shumon 3. fat 4. glasses, thin 5. Pasha 6. curly 7. Shima /
younger 8. Salma 9. haircut 10. short.

Situation 2.1.4 : Review and Test 2.1.4

1. Munir 2. Rakib 3. Reza 4. Selim

Lesson 2.2 : Description of places/buildings

Sometimes we describe a place or a building that we've visited. In this lesson you will see the language of giving description of a place or a building.



Objectives


After completing this lesson you'll be able to :

- describe the beauty and grandeur of a place
- recall the key points of a description
- find out necessary information about a place.

Situation 2.2.1 : To Visit a Place.

List of Vocabulary and Language Points:

visit, arch, dome, trip, gateway, reception hall, preserve, ornamental, Darber hall, palace, facade, banquet hall, vast, decoration, pattern, moat, plaster work, sculpture, boundary, hemispherical, fitting, chandeliers, feudal lord, ancient



Rupam and Soheli are friends. Rupam went to Rajshahi with his parents last week. There he visited the "Uttara Gono-Bhabon." He now describes the palace to Soheli.

Dialogue :

- Soheli : So, you went to Rajshahi. How did you enjoy the trip?
- Rupam : That was nice, especially our visit to Dighapatiya.
- Soheli : Dighapatiya?
- Rupam : O yes, you see it's only a couple of miles north-east of Natore town.
- Soheli : What's so interesting about the place?
- Rupam : Well, perhaps the best preserved palace in Bangladesh is at Dighapatiya. You see, it is now maintained as the "Uttara Gano-Bhabon" or the Government House of the northern region of Bangladesh.
- Soheli : O, I've heard of "Uttara Gano-Bhabon". Tell me more about it.
- Rupam : Ok! The palace was built by the Maharaja of Dighapatiya. The total area of the palace covers about 50 acres of land. It is protected by a moat and a high boundary wall. The main entrance is on the east through an imposing four-storeyed arched gateway. In front of this gateway there are ornamental grills guarding a

- pathway which connects the high palm-lined main approach road.
- Sohel : Interesting.
- Rupam : The main palace is single storeyed. The facade of the palace is picturesquely relieved with floral decoration in plasterwork. A hemispherical dome was placed on the central lofty hall in 1967.
- Sohel : Did you go inside the palace?
- Rupam : O, Yes. The main palace consists of nine bed rooms. It also has one reception hall, one banquet hall and a darbar hall. The entire floor of the reception hall is covered with patterned black and white marble.
- Sohel : Is the palace like a museum?
- Rupam : Well, the palace still had many of the original pieces preserved, such as sculptures made of bronze and marble. There are also furniture, fittings, chandeliers, flower vases and soon. These all depict the life style of the feudal lords of that time.
- I always like to visit ancient and historical places. This trip added to my enjoyment. I'm planning to go there again in the coming vacation.
- Sohel : Are you? Then I won't miss the chance. Let's make plans for that.
- Rupam : O' that will be great.



Activity 2.2.1 : Listen to Unit - 2, Lesson 2.2, Situation 2.2.1- the conversation between Rupam and Sohel.



Review Questions 2.2.1 : Tick (✓) the correct answer.

1. Rupam visited
 - A. Daulatdia
 - B. Dighapatiya
 - C. Debiganj
 - D. Dohar
2. Dighapatiya is near Natore town, only a couple of miles:
 - A. North-south
 - B. North-west
 - C. North-east
 - D. South-east

3. Dighapatiya is an interesting place to visit because of the
- A. Palace
 - B. River
 - C. Surrounding
 - D. Library
4. The palace is now maintained as the
- A. Uttara Bhabon
 - B. Uttara Town
 - C. Uttara Gano Bhabon
 - D. Palace of Dighapatiya
5. It is also known as the
- A. Government House
 - B. Governor's House
 - C. Government's House
 - D. Government Palace
6. The palace was built by the
- A. Maharani of Dighapatiya
 - B. Jamindar of Dighapatiya
 - C. Raja of Dighapatiya
 - D. Maharaja of Dighapatiya
7. The Palace area covers about
- A. 50 acres of land
 - B. 60 acres of land
 - C. 15 acres of land
 - D. 55 acres of land
8. It is protected by a moat and a
- A. river
 - B. high boundary wall
 - C. low boundary wall
 - D. high arched wall

9. The main entrance is on the east through an imposing arched gateway which is
- A. 3 storeyed
 - B. 5 storeyed
 - C. 2 storeyed
 - D. 4 storeyed
10. The main palace is
- A. single storeyed
 - B. 2 storeyed
 - C. 3 storeyed
 - D. 6 storeyed
11. A hemispherical dome was placed on the central lofty hall in
- A. 1960
 - B. 1962
 - C. 1966
 - D. 1967
12. The main palace consists of
- A. 10 bed rooms
 - B. 19 bed rooms
 - C. 8 bed rooms
 - D. 9 bed rooms
13. It also has one reception hall and
- A. one banquet hall and a Darbar hall
 - B. one banquet hall and a veranda
 - C. one banquet hall and a dining hall
 - D. one dining hall and a dance floor
14. The entire floor of the reception hall is covered with patterned
- A. black and brown marble
 - B. black and white marble

- C. black and white tiles
- D. blue and white marble

15. The palace has many of the original pieces preserved such as, sculptures, furniture and
- A. fittings, chandeliers, flower vases etc.
 - B. fittings, chandles, flower vases etc .
 - C. fittings, candles, crockeries etc.
 - D. paintings, chandeliers, crockeries etc.

Situation 2.2.2 : Description of a new apartment.

List of Vocabulary and Language Points:

apartment, floor, drawing room, attached bath rooms, close to.



Mr. Khan has moved into his new apartment. He talks about the apartment to Mr. Huq over telephone.

Dialogue :

- Mr. Khan : Hello! This is Khan speaking. May I talk to Mr. Huq please?
- Mr. Huq : Hello Mr. Khan! Where have you been? I called you several times.
- Mr. Khan : I'm sorry. My phone-line was cut off since I've changed my house. I've shifted to my new apartment last week. Sorry, I couldn't contact you earlier.
- Mr. Huq : It's okay. You must had real busy days. So, tell me about your apartment. Where is it?
- Mr. Khan : Well, it's at Gulshan 2, road 21, building 2. You see it's near the park. My apartment building has 12 floors. My apartment is on the 6th floor. It's a nice one, but it's not so big. It has only 2 bedrooms, 2 attached bathrooms, a kitchen and a drawing room.
- Mr. Huq : I think, it's more than enough for just two of you.
- Mr. Khan : Yes, that's true. I like it and it is close to my job.
- Mr. Huq : That's better.
- Mr. Khan : So, are you free this afternoon?
- Mr. Huq : Mm..... Yes.
- Mr. Khan : Then please join us for a cup of tea.
- Mr. Huq : Thank you very much. I'll be there in time.



Activity 2.2.2 : This is Unit - 2, Lesson 2.2, Situation 2.2.2 - Listen to the telephone conversation between Mr. Khan and Mr. Huq.



Review Question 2.2.2 : Fill in the blanks in the conversation below:

1. Mr. Huq : Tell me about your _____.
2. Mr. Khan: Well, it's at _____, Road _____, _____, You see, it's near the _____. My apartment _____ has _____. My apartment is on the _____, Its a nice one but its not so _____. It has only _____, 2 attached _____, a _____ and a _____.
3. Mr. Khan: Yes that's true.
I like it and it is _____ to my _____.



Answer key 2.2 :

Situation 2.2.1 : Review and Test 2.2.1

(1) B (2) C (3) A (4) C (5) A (6) D (7) A (8) B (9) D (10) A (11) D
(12) D (13) A (14) B (15) A

Situation 2.2.2 : Review and Test 2.2.2

1. apartment
2. Gulshan 2 / 21 / building 2 / park / building / 12 floors / 6th floor / big / 2 bedrooms / bathroom / kitchen / drawing room.
3. close / job.

Lesson 2.3 : Description of objects/events

Sometimes we give description of objects and narrate events. In this lesson you will see how you can describe an object or an event.



Objectives

After completing this lesson you will be able to

- describe an object.
- narrate an event interestingly.

Situation 2.3.1 : Disappearance of a Plane.

List of Vocabulary and Language Points:

trace, report, pilot, sightings, UFO, training flight, light aircrafts, buzzed, disappeared, Air traffic controller, chased, radioed, unidentified flying object, speed, estimate, identify, stationary, orbiting



No trace of pilot pursued by UFO. Boats and aircraft Tuesday failed to find any trace of a young pilot who disappeared with his light aircraft after reporting by radio that he was being chased by an unidentified flying object.

At the same time, the Royal Australian airforce confirmed it had eleven reports of UFO sightings from people along the coast of Bass Stait where the plane disappeared during a night flight Saturday. The pilot, Frederick Valentine, 20, was on a 200 kilometer training flight to King Island in Bass Stait, when he reported to a traffic controller in Melbourne he was being buzzed by an UFO with four bright lights flying about 1000 feet above him.

Air traffic controller said in his last message, taped in Melbourne, he had radioed : "Its approaching from the east towards me. It seems to be playing some sort of game.... flying at a speed I can't estimate."

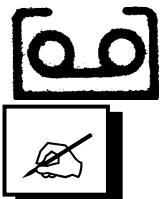
"It is flying past. It is a long shape. I cannot identify more than that. It's coming for me right now."

A minute later he reported :

"It seems to be stationary. I'm also orbiting and the thing is orbiting on top of me also. It has a green light and a sort of metallic light on the outside."

Activity 2.3.1 : Listen to the description of the event carefully in Unit - 2, Lesson 2.3, Situation 2.3.1.

Review Question 2.3.1 : Fill in the blanks.



1. No trace of _____ pursued by _____. Boat and _____ failed to find any trace of a _____ pilot who disappeared with his _____ aircraft after reporting by _____ that he was being _____ by an _____ flying _____.
2. At the same time, the _____ airforce confirmed, it had had _____ reports of _____ sightings from people along the coast of Bass Strait where the plane disappeared during a _____ flight _____.
3. The pilot, Frederick _____, _____ was on a _____ kilometer training flight to _____ in Bass _____, when he reported to air _____ controllers in _____, he was being buzzed by an UFO with _____ bright _____ flying about _____ feet above him.
4. Air traffic _____ said in his last message, taped in Melbourne, he had radioed:
 "It's approaching from the _____ towards me. It seems to be playing some sort of _____ flying at a _____ I can't estimate."
5. "It is flying past. It is a _____ shape. I cannot _____ more than that. It's coming for _____ right now."
6. A _____ later he reported : "It seems to be _____. I am also _____, and the thing is orbiting on _____ of me also. It has a _____ light and a sort of _____ light on the _____."

Situation 2.3.2 : My flat was burning!

List of Vocabulary and Language Points:

started around, depressed, burning, smell, sirens, oven, firemen, flames, cooker, smoke, blaze, astonished, scared, fire-brigade, fire engines.



It started around 4:30 in the morning. I could smell something burning. I ran to my kitchen and turned the oven off. By now flames were coming out of the top of the cooker. Thick black smoke was pouring out from somewhere. I simply didn't know what to do. It all happened so quickly! Within about 30 seconds, I could see a small fire was turning into a blaze. I was astonished and scared. I needed help immediately. I rushed to my neighbour, Mr. Khan's house. Mr. Khan called the fire-brigade over telephone.

After a minute or two, smoke was pouring out of all the windows of my flat. My flat was on fire! I was feeling so bad, so very depressed. Everything was turning to ashes. About 5 minutes after since we had called the fire brigade, we could hear the sirens of the fire engines. Now, I could hear the firemen crashing about and shouting. My house was burning down and I could do nothing but watch it burning.



Activity 2.3.2 : Listen to Unit - 2, Lesson 2.3, Situation 2.3.2 - in your tape.



Review Questions 2.3.2 : Fill in the blanks as you listen to Situation 2.3.2

It started around ____ in the _____. I could smell something _____. I ran to my ____ and turned the _____ off. By now _____ were coming out of the top of the _____. Thick _____ was pouring out from somewhere. I simply didn't know what to do. It all happened so quickly! Within about _____ seconds I could see a small _____ was turning into a _____. I was astonished and scared. I needed help _____. I rushed to my neighbour, Mr. _____ house. Mr. Khan called the _____ over telephone.

After a _____ or two, _____ was pouring out of all the windows of my flat. My flat was on _____. I was feeling so bad, so very _____. Everything was turning to ashes. About _____ minutes after since we called the fire _____, we could hear the _____ of the fire _____. Now I could hear the fire men crashing about and _____. My house was burning _____, and I could do nothing, but watch it _____.

Situation 2.3.3 : Going to Rangamati.

List of Vocabulary and Language Points:

Rangamati, communication, most beautiful, direct, coach, service, avail, scenic beauty, swimming, sailing, fishing, lakes, forests, hills.



Dialogue :

- Tareq : So Arif, what's your plan this winter?
Arif : Well, I am planning to go out of Dhaka.
Tareq : Have you decided where to go?
Arif : Well, my brother says we can go to Rangamati this time as we all know it's one of the most beautiful parts of the country.
Tareq : Yes, but the communication is not so easy.
Arif : No, these days there is direct coach service right from Dhaka straight away to Rangamati. We can avail that.
Tareq : But won't it cost quite a lot to get there?
Arif : No, I don't think so. We can get information from the coach station.

- Tareq : Ok. I will go with you. But what would we do there?
- Arif : Well we will look around the place. It has beautiful hills, lakes, forests and rivers. The scenic beauty there is extremely beautiful. We'll certainly enjoy that.
- Tareq : You bet, and besides sight seeing we can also go swimming, sailing, fishing or for walks. Let's go to the coach station to get information.



Activity 2.3.3 : Listen to the conversation between Tareq and Arif. Unit - 2, Lesson 2.3, Situation 2.3.3 - of your tape.



Review Questions 2.3.3 : Put a tick (✓) beside the most appropriate answer.

1. Arif is planning to go to
 - (a) Chittagong
 - (b) Khulna
 - (c) Rangamati
 - (d) Ramgati

2. The communication from Dhaka to Rangamati is
 - (a) very poor
 - (b) poor
 - (c) very good
 - (d) not so good

3. Rangamati has beautiful
 - (a) lakes, forests, rivers
 - (b) lakes, hills, forests, rivers
 - (c) lakes, hills, rivers
 - (d) forests, rivers

4. Besides sight seeing they can also go
 - (a) swimming, sailing, fishing and for walk
 - (b) swimming, sailing and fishing
 - (c) sailing and fishing

(d) swimming and sailing

5. To get information they decide to go to the

(a) Rangamati Information Centre.

(b) Coach station

(c) Railway station

(d) Ramgati Information Centre .



Answer Key : 2.3



Situation 2.3.1 : Review and Test 2.3.1

1. pilot, UFO, aircrafts, Tuesday, young, light, radio, chased, unidentified, object.
2. Royal Australian, eleven, UFO, night, Saturday.
3. Valentine, 20, 200, King Island, Stait, Traffic, Melbourne, four, lights, 1000.
4. Controller, east, game, speed
5. Long, identify, me
6. minute, stationary, orbiting, top, green, metallic, outside.

Situation 2.3.2 : Review and Test 2.3.2

4:30 / morning / burning / kitchen / oven / flames / cooker / black / 30 / fire / blaze / immediately / Khan's / fire brigade / minute / smoke / fire / depressed / 5 / brigade / sirens / engines / shouting / down / burn.

Situation 2.3.3 : Review and Test 2.3.3

1. c 2. d 3. b 4. a 5. b

Lesson 2.4 : Description of a Process

This lesson will focus on the language of describing a process.



Objectives:

After completing this lesson you will be able to :

- follow the description of how a thing is done.
- describe a recipe.
- explain the process of producing something.

Situation 2.4.1 : Conversation between Nipa and Runa about making a drink

List of Vocabulary and Language Points:

Milk, chop, blender, half a pint, banana, whip, sugar, pour out, cocoa powder.



Nipa has come to Runa's house. She looks very tired. Runa asks her if she would like to have a drink. Nipa answers in the positive and describes the process of preparing the milk shake she wishes to have while Runa follows her instruction.

Dialogue :

- Runa : Hello Nipa. How nice to see you. Come in please.
Nipa : Hello Runa.
Runa : You look very tired.
Nipa : O, I am.
Runa : Would you like a drink?
Nipa : Oh. I'd love one. What have you got?
Runa : Oh, anything you like, you tell me.
Nipa : Mm. Well, What I'd like is a banana milk shake.
Runa : No problem. You just tell me what to do and I'll make it for you.
Nipa : All you need is a banana, some milk, some sugar and if a little cocoa powder can be added, well, that will be extremely delicious.
Runa : I've got all of them! O no, the cocoa powder has just been finished yesterday. I need to buy it.
Nipa : That's ok.. Don't worry. Have you got a blender?
Runa : Yes. What should I do first?
Nipa : You chop the banana into the blender.
Runa : There you are.
Nipa : Add in half a pint of milk.

Runa : Half a pint ok.
 Nipa : And then you just put in two small spoons of sugar.
 Runa : One and two.
 Nipa : There you are. Just whip that up.
 Runa : Right, Mm ----- its ready. I'll pour it out for you.
 Nipa : That's great.



Activity 2.4.1 : Listen to the conversation between Nipa and Runa in your tape in Unit - 2, Lesson 2.1, Situation 2.4.1.



Review Questions 2.4.1 : Put 1 in the box beside the picture of the first step. Then number 2-5 in sequence of making a milk shake.



Picture 1		Picture 2	
Picture 3	Picture 4	Picture 5	

Fig. 2.3 : Procedure of making a drink




Review Questions 2.4.2 : Circle the ingredients used in making the drink.

cream	butter	cocoa-powder
milk	egg	water
tea	orange juice	ice cubes
banana		sugar

Situation 2.4.2 : A Solar Pond

List of Vocabulary and Language Points:

solar cooker, transported, absorb, solar pond, surface, liner, sunlight, concentration, plastic, energy, zone, rubber, meal, solution, layer, connecting, heat, depth, storage.



Mr. Khan is describing to his son, Pasha, the system of a solar pond.

Dialogue :

- Pasha : Are you talking about the solar cooker dad?
- Mr. Khan : No, I'm talking about a solar pond. You know that sunlight is a kind of energy. You see, by utilizing this energy you can cook your meal even at night or on a cloudy day.
- Pasha : That's really interesting. But dad tell me in detail how this pond can be made?
- Mr. Khan : You see, a solar pond has three layers. The top layer consisting of fresh water is only 0.30 metre deep. In this zone heat can be transported from above to downwards. This layer is called the "surface convecting layer". The next layer is called the "non convecting layer." This is 1.00 metre deep. This zone contains salt solution. The salt concentration at this layer increases with the depth, from 1% to 17%. The bottom layer is 1.70 metre deep. It is called the "Storage Zone", which contains most salt. Sunlight falling on the pond can heat the salt solution at the bottom to a temperature of 100°C, or even more. The heat absorbed from the sun is trapped in the bottom layer. A solar pond needs a liner made of plastic or rubber which prevents leakage of water.
- Pasha : This is all very interesting dad.
- Mr. Khan : Indeed.



Activity 2.4.2 : Listen to Unit - 2, Lesson 2.4, Situation 2.4.2 - the conversation between Pasha and his father, Mr. Khan.



Review Questions 2.4.3 : Fill in the blanks while you listen to the conversation between Mr. Khan and Pasha.

- Pasha : Are you talking about the ____ cooker dad?
 Mr. Khan : No, I'm talking about a ____ pond. You know, that ____ is a kind of _____. You see, by utilizing this ____ you can cook your meals at ____ or even on a _____.
- Pasha : That's really interesting. But dad, tell me in detail how this pond can be ____?
 Mr. Khan : You see a solar pond has ____ layers. The ____ ____ consisting of ____ water is only ____ metre deep. In this zone ____ can be transported from above to _____. This layer is called the "Surface convicting layer". The next layer is called the "Non convicting layer". This is ____ metre _____. This zone contains ____ solution. The salt concentration at this layer increases with the _____, from 1% to _____. The ____ layer is ____ metre deep. It is called the " ____ Zone", which contains most _____. _____ falling on the pond can ____ the salt solution at the bottom to a temperature of ____ or even more. The heat absorbed from the sun is ____ in the bottom layer. A solar pond needs a ____ made of plastic or ____ which prevents leakage of _____.
- Pasha : This is all very interesting dad.
 Mr. Khan : Indeed.

Situation 2.4.3 :

List of Vocabulary and Language Points:

staple, plough, plenty, chief, manure, moist, harrow, obtain, transplantation, nursery, husk, harvest, straw, tread, cultivation, parboiled.



The speaker:

Rice is our staple food. Bangladesh grows rice in plenty. About two-thirds of the world population have rice it as their chief food. It grows best in hot and moist climate. Bangladesh, India, Srilanka, Burma, Malaysia, Indonesia, Thailand, Egypt, Canada, China and the USA are the rice producing countries.

Rice is obtained from paddy. Paddy without husk is called rice.

The process of rice cultivation is not easy. After the land is ploughed, manured and harrowed, seeds are sown. Plants come out like green grass. In case of transplantation, the seedlings are sown in a nursery and then transplanted to the field.

In about three months the grown up plants become full of paddy. When the paddy ripens it becomes yellow. Paddy is harvested when it is ripe. Rice plants with ripe paddy are taken home in bundles. After harvesting, paddy is separated from the straw by beating or treading. At home, paddy is dried in the sun and husked to obtain ‘atop’ rice. When paddy is dried and husked after boiling, it is called ‘parboiled rice.’



Activity 2.4.3 : Listen to Unit - 2, Lesson 2.4, Situation 2.4.3.

Review Questions 2.4.4 : Fill in the blanks.

1. Rice is our ____ food.
2. About ____ of the world population have rice as their chief ____.
3. It grows best in ____ and ____ climate.
4. Bangladesh, ____, ____, Burma, Malaysia, ____, ____, Egypt, ____, China, and the ____ are the rice producing countries.
5. Paddy without ____ is called rice.
6. After the land is ploughed, ____ and ____ seeds are ____.
7. In case of transplantation, the ____ are sown in a ____ and then transplanted to the field.
8. In about ____ months the grown up plants become full of ____.
9. When the paddy ____, it becomes ____.
10. After harvesting paddy is separated from the ____ by beating or ____.
11. At home, paddy is ____ in the sun and ____ to obtain ‘atop’ rice.
12. When paddy is dried and husked after ____, it is called ____ rice.



Answer Key: 2.4

Situation 2.4.1 : Review and Test 2.4.1



Picture 1		Picture 2	
Picture 3	Picture 4	Picture 5	

Fig. : Procedure of making a drink

Situation 2.4.1 : Review and Test 2.4.2

Milk, banana, sugar

Situation 2.4.2 : Review and Test 2.4.3

Pasha : solar.

Mr. Khan : solar / sunlight / energy / energy / night / cloudy day.

Pasha : made

Mr. Khan : three / top / layer / fresh / 0.30 / heat / downwards / 1.00
/ deep / salt / depth / 17% / bottom / 1.70 / storage / salt
/ sunlight / heat / 100°c / trapped / liner / rubber / water.

Situation 2.4.3 : Review and Test 2.4.4

1. staple 2. two-third / food 3. hot / moist 4. India / Srilanka / Indonesia /
Thailand / Canada / USA 5. husk 6. manured / harrowed / sown 7.
seedling / nursery 8. three / paddy 9. ripens / yellow 10. straw / treading
11. dried / husked 12. boiling / parboiled.


Lesson 2.5 : Review and Test



List of Vocabulary and Language Points:

Secretary, telephone, typewriter, computer, file-cabinet, planning, lesson, correct, term, class work, homework, grade, surgeon, prescribe, hospital, medicine, get well, operate

Situation 2.5.1 : Describing a person



A secretary writes letters, answers the telephone, and meets people. She needs to use a computer everyday. She maintains records and keeps relevant papers in the file cabinet. She helps her boss in planning time.

Teachers help the students to learn. They counsel them on various matters. They order books, sometimes write books, explain lessons, give the students classwork and homework, and correct the papers. At the end of every term, they grade their students.

A surgeon works in a hospital. He operates on sick people. After the operation, he prescribes medicine for the patient. The surgeon watches his patients until they get well totally.



Activity 2.5.1 : Listen to Unit - 2, Lesson 2.5, Situation 2.5.1 - on the tape.



Review Questions 2.5.1 : Fill in the blanks.

1. A ____ writes ____, answers to ____, and ____ people. He needs to use a ____ everyday. He also uses _____. He maintains ____, keeps relevant ____ in the _____. He helps his boss in ____ time.
2. ____ help the students to _____. They ____ them on various matters. They order ____, sometimes write ____, explains ____, give the students ____ and homework, and ____ the _____. At the end of every ____, they grade their _____.
3. A ____ works in a _____. He ____ on sick _____. After the operation, he prescribes ____ for the patient. The surgeon watches his ____ until they ____ totally.

Situation 2.5.2 : Description of a place

List of Vocabulary and Language Points:

Open air market, hotel, winding (road), bridge, jam and jellies, pickles, ceramics, show- pieces.



Dialogue :

- Hotel Receptionist : Good morning. Can I help you?
- Visitor : Good morning. Yes please. I would like to have some information about nice places around here. I'm going to spend the morning in the town and I don't know exactly where to go.
- Hotel Receptionist : Well, there are so many places to go. Mmm well you can go to the open air market, it's not far from the hotel and they have fresh fruits and vegetables, they sell home made jams and jellies and pickles, they also have ceramics and home made show-pieces. I think you'll enjoy that.
- Visitor : Well, that's a good idea. Could you tell me how to get there?
- Hotel Receptionist : Yes. If you leave the hotel and make a left turn, you will follow a winding road. Go over a bridge, onto the City Park. And the open air market is right there.
- Visitor : Oh that sounds great. Thank you.
- Hotel Receptionist : You are very welcome.



Activity 2.5.2 : Listen to the conversation between the hotel receptionist and the visitor of Unit - 2, Lesson 2.5, Situation 2.5.2 - in your tape.



Review Questions 2.5.2 : Fill in the blanks while you listen.

- Receptionist : There are so many places to go. You can go to the ____
____, its not ____ from the ____, and they have
fresh ____ and vegetables, they sell home made ____ and
____ and pickles, they also have ____ and home made
____. I think you'll enjoy that.
- Visitor : Well, that's a good idea. Could you tell me how to get
there?
- Receptionist : Yes, if you leave the ____ and you make a ____ turn you
will follow a ____ road. Go over ____, onto the ____
____. And the open air market is right there.
- Visitor : Oh, that sounds great. Thank you.


Situation 2.5.3 : Description of an event

List of Vocabulary and Language Points:

zoo, enjoy, fascinating, enjoyed very much, snakes, elephants, horses, birds, ride, uneasy, rich in colour.

The phone rings at 7 O'clock. Popa answers.

Dialogue :



Popa : Hello.
 Shaila : Popa. it's Shaila. Where have you been? I've been trying to get you all day.
 Popa : I was out for the whole day.
 Shaila : Well, that's why I didn't get any answer. Where have you been?
 Popa : I was at the Zoo. I've just got back.
 Shaila : At the Zoo! Was it pre-planned?
 Popa : Not really. Our family just decided over that in the morning.
 Shaila : I see. Did you enjoy it?
 Popa : Yes very much. It was fascinating. You see, we haven't been there in years. When did you go there last?
 Shaila : It's more than 3 years when I last visited the zoo. And I remember that I enjoyed the visit very much except for the snakes.
 Popa : Oh! why?
 Shaila : They frightened me very much. I hate snakes. They are awful. But I had a ride on an elephant and also on a horse. At the beginning I was feeling uneasy but soon I started enjoying the whole thing.
 Popa : Well, you are smarter than me. I've always been afraid of the elephants more than the snakes.
 Shaila : Were you afraid this time?
 Popa : Yes, I was rather. I best enjoyed the birds. They are so rich in colours. Anyway, what have you been ringing me about all day?

Activity 2.5.3 : Listen to the conversation between Shaila and Popa in Unit - 2, Lesson 2.5, Situation 2.5.3.



Review Questions 2.5.3 : Put a tick beside the most appropriate answer.




1. Popa went to the
 - a. Zoological Park

- b. Park
- c. Zoo
- d. market
2. Popa enjoyed the visit
- a. very much
- b. not at all
- c. not very much
- d. a little
3. Shaila went to the zoo
- a. more than 3 years ago
- b. 3 years back
- c. 13 years back
- d. last year
4. Shaila doesn't like
- a. snails
- b. birds
- c. snacks
- d. snakes
5. She had a ride on
- a. an elephant
- b. an elephant and a horse
- c. a horse only
- d. a donkey
6. Popa is afraid of
- a. snakes
- b. horses
- c. elephants
- d. snacks
7. Popa best enjoyed the
- a. bullocks
- b. birds
- c. monkeys
- d. tigers

Situation 2.5.4 : Describing a Process

List of Vocabulary and Language Points:

Cultivation, laborious, trimmed, bushy, buds, plucked, rolled over, wet, high temperature, powdered.



Tinku with her family has gone to visit a tea garden in Srimongal. The manager of the garden describes how tea is processed.

Manager : Well, you know the cultivation of tea is laborious. The seeds of tea are first sown in a nursery. Plants come out in a few days. Then these plants are transplanted in rows in a big area. The plants are not allowed to grow very high. They are trimmed properly so that they become bushy. The new leaves and buds are plucked three to four times a year.

Now, after plucking, the leaves are dried in the sun, and brought to the mills. The dried leaves are rolled over with machines. After the leaves are totally dry, they are kept on the floor of a slightly wet room. I'll take you to that room in a minute. Well, now when the colour of the leaves turns copper, they are taken to a room of high temperature. This makes the leaves black. Then it is powdered by another machine. In this way tea is produced for use. Next they are properly packed and marketed. Ok, let us move now. I'll show you everything around here.



Activity 2.5.4 : Listen to Unit - 2, Lesson 2.5, Situation 2.5.4 - on the tape.



Review Questions 2.5.4 : Fill in the blanks.

1. The seeds of tea are first sown in a ____.
2. Then these plants are ____ in rows in a big ____.
3. The plants are not allowed to grow very ____.
4. They are ____ properly so that they become ____.
5. The new leaves and buds are ____, ____ to ____ times a year.
6. The dried leaves are ____ over with machines
7. After the leaves are totally dry, they are kept on the ____ of a slightly ____ room
8. When the colour of the leaves turns ____, they are taken to a room for ____.
9. This make the leaves ____.
10. Then it is ____ by another machine.



Answer key : 2.5

Situation 2.5.1 : Review and Test 2.5.1

1. Secretary, letters, telephone, meets. typewriter, computer, records, papers, file-cabinet, planning
2. Teachers, learn, counsel, books, books, lessons, classwork, correct, papers, term, students
3. Surgeon, hospital, operates, people, medicine, patients, get well.

Situation 2.5.2 : Review and Test 2.5.2

Hotel receptionist : Open / air / market / far / hotel / fruits / jams / jellies
/ ceramics / show-pieces.

Receptionist : hotel / left / winding / bridge / City / Park

Situation 2.5.3 : Review and Test 2.5.3

(1) c (2) a (3) a (4) d (5) b (6) c (7) b

Situation 2.5.4 : Review and Test 2.5.4

1. nursery 2. transplanted / area 3. high 4. trimmed / bushy 5. plucked / 3
/ 4 6. rolled 7. floor / wet 8. copper / high temperature 9. black 10.
powdered.