

ENGLISH ONE

Course Code : SSC 1602

Secondary School Certificate Programme
(S S C)

ওপেন স্কুল
OPEN SCHOOL



Bangladesh Open University

ENGLISH ONE

Course Code : SSC 1602

Secondary School Certificate Programme
(S S C Programme)

Written by

M.S. Hoque

Adviser (formerly), SSSL, BOU

Meher Aftab

Assistant Professor (formerly), SSSL, BOU

Rokeya Sultana

Md Abdur Razzaque

Raihana Shams

Irshad Ahmed Shaheen

Assistant Professor, Dhaka Residential Model College, Dhaka

Edited by

M.S. Hoque

Adviser (formerly), SSSL, BOU

Md. Hasibul Haque

Assistant Professor (formerly), SSSL, BOU

Rokeya Sultana

Instructional Design

Md. Hasibul Haque

Rokeya Sultana

Course Co-ordinator

Rafsan Mahmud

Assistant Professor, BOU

উপেন স্কুল

OPEN SCHOOL



Bangladesh Open University

ENGLISH ONE

Course Code : SSC 1602

S S C Programme

Print

First : October 1995

Reprint : 1996, 1997, 1998, 1999, 2001, 2002, 2003,
2004, 2005, 2006, 2007, 2008, 2009

Reprint : 2010

Cover Design

Kazi Saifuddin Abbas

Illustration

Monirul Islam

Computer Compose

Md. Siddiquil Islam

Md Ekramul Hoque Bhuiyan

© **Bangladesh Open University**

ISBN 984-34-3001-8

Published by

Publishing, Printing and Distribution Division

Bangladesh Open University

Gazipur - 1705

Printed by

Anindya Printing Press

30/1/Ka/ Hemendra Das Road

Dhaka-1100.

Contents

UNIT 1

Habitual Actions

Lesson 1 : At Home	2
Lesson 2 : In the Shop	7
Lesson 3 : On Holiday	11
Lesson 4 : Revision and Test	14
Answer Key	18

UNIT 2

Past Actions

Lesson 1 Yesterday	22
Lesson 2 : A Writer	26
Lesson 3 : A Story	29
Lesson 4 : Revision and Test	32
Answer Key	35

UNIT 3

Future Action

Lesson 1 : Hasan's Bike Breaks	40
Lesson 2 : Jamil's Big Brother is Getting Married	44
Lesson 3 : A Busy Day	47
Lesson 4 : Revision and Test	51
Answer Key	53

UNIT 4

Expressing Ability/Inability

Lesson 1 : Moni	56
Lesson 2 : Mukta	59
Lesson 3 : Heera	62
Lesson 4 : Revision and Test	65
Answer Key	68

UNIT 5

Making Requests/Asking and Giving Permission

Lesson 1 : Planning a Picnic	72
Lesson 2 : Nishu and Her Bag	76
Lesson 3 : Patenga Beach	49
Lesson 4 : Revision and Test	83
Answer Key	84

UNIT 6

Expressing Obligation/Compulsion

Lesson 1 : A Bicycle for Maneez	90
Lesson 2 : Tara's Garden	94
Lesson 3 : Sewing a New Dress	98
Lesson 4 : Revision and Test	102
Answer Key	105

UNIT 7

The Sentence

Lesson 1 : What is a Sentence	109
Lesson 2 : Kinds of Sentences	110
Lesson 3 : Subject and Predicate	111
Answer Key	112

UNIT 8

Words

Lesson 1 : Content Words	113
Lesson 2 : Structure Words	114
Answer Key	116

UNIT 9

Nouns

Lesson 1 : Kinds of Nouns	117
Lesson 2 : Countable and Uncountable Nouns	119
Lesson 3 : Numbers	120
Lesson 4 : Possessive	125
Lesson 5 : The Use of Articles	125
Answer Key	127

UNIT 10

Pronouns

Lesson 1 : Personal Pronouns	129
Lesson 2 : Reflexive Pronouns	131
Lesson 3 : Relative Pronouns	132
Answer Key	134

UNIT 11

Verbs

Lesson 1 : Transitive and Intransitive Verbs	135
Lesson 2 : Special Verbs	137
Lesson 3 : Forms of Verbs	140
Lesson 4 : Regular and Irregular Verbs	142

Lesson 5 : Tenses	145
Lesson 6 : Subjects-Verb Agreement	151
Lesson 7 : The Infinitive	154
Lesson 8 : Participle	156
Lesson 9 : The Gerund	158
Answer Key	159

UNIT 12

Adjective

Lesson 1 : What is an Adjective	161
Lesson 2 : Kinds of Adjectives	162
Lesson 3 : Adjectives : Degrees of Comparison	167
Lesson 4 : Structures with Comparisons	170
Answer Key	171

UNIT 13

Adverbs

Lesson 1 : What is an Adverb	173
Lesson 2 : Kinds of Adverbs	174
Lesson 3 : Position of Adverbs	175
Lesson 4 : Comparison of Adverbs	176
Answer Key	178

UNIT 14

Informal Letters

Lesson 1 : Reza and Paul	179
Lesson 2 : Asma and her Aunt	183
Lesson 3 : Arif and his Uncle	185
Lesson 4 : Miscellaneous	188
Answer Key	190

UNIT 15

Translation

Lesson 1 : Using Nouns, Pronouns, Adjectives, Verbs, Adverbs, Prepositions and Conjunctions	191
Lesson 2 : Introducing Tenses	194
Lesson 3 : Types of Sentences	196
Lesson 4 : Passages for Practice	197
Lesson 5 : More Passages for Practice	199
Answer Key	201

WIKI VITE ENGLISH ONE eBUU coteb

WIKI VITE

ENGLISH ONE eBUU evsj v' k Db'p wekte' vj q c'wZ' GmGmm t'c'w'gi Bsti Rx 1g c' | GB t'Kv'm'U
tbqvi Rb' c'U'gB Avcbv'K Awfb' b | Avcub evsj v' k Db'p wekte' vj tq f'wZ'ntq mvavi Y' g' t' t'K wfb'e
gva'tg A'f' t' w'K'Y c'wZ'Z covi'bv' i' K'ti'Qb |

Avcub GLb Self Learner ev' w'K'Y

mvavi YZt w'K'Y' t' ev K'tj'R ev wekte' vj tq hvq Ges w'K'Y'Kiv Zv' i' K'v'k tbb | c'W' eB'tqi wba'w'Z
w'tj'ev'mi c'wZ'U Aa'vq w'K'Y'Kiv Av'tj v'Pbv K'tib | w'K'Y'Kiv w'K'Y' i' c'wZ' b c'W' m'Pxi w'w'f'b'e'R'u'J w'el q
mg'n mg'vab K'tib Ges Zv' i' t'K covi' Rb' Drm'v'nZ I' eva' K'tib |

w'K'S' GB c'wZ'Z w'K'Y'K'tK cvl qv hvte'bv | Avcbv'K w'b'tR w'b'tR w'k'L'Z n'te | Avcub GLb GKRb' w'K'Y' (self learner) |
G'f'c' w'K'Y' w'q'Z' mvavi Y' w'K'Y' t'p'tq A'tb'K tekx | K'vi Y' mvavi Y' w'K'Y' w'K'Y'K'i D'ci w'bf'P K'tib A'P' t' w'K'Y' c'wZ'Z w'K'Y' w'K'Y'K'i D'ci w'bf'P K'tib b'v' eis P'ig c'wZ' h'w'w'Z'vi m'g'x'nb |

t' w'K'Y' c'wZ'Z w'K'Y' w'b'tR w'b'tRi w'K'Y'K' m'j'n's'w'w'Z' K'ti, w'b'q'w'Z' covi'bv' K'ti, w'b'tRi Drm'v'n'tK a'ti
i'v'L Ges P'ov's'j' 'AR' K'ti |



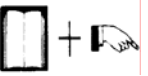

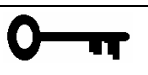
w'K'Y'vi w'w'f'b'e'D'c'K'i't'Y'i h_vh_ e'envi

evsj v' k Db'p wekte' vj q Avcbv'K th w'K'Y' D'c'K'i'Y' t'j'v m'ie'iv'n K'ti'Q, t'm' t'j'v mvavi Y' w'K'Y' c'wZ'v't'bi
c'W' eB' t'j'v t' t'K wfb'e'at' t'bi | G'L'v'tb w'K'Y'K' I' t'U' eB' t'K G'k't' D'c' v'cb K'iv n'tq't'Q A'f' c'W' eB'tqi w'el q
I' avi Y'v G'gb f'r'te e'v'L'v' K'iv n'tq't'Q thb w'K'Y' A'b'f'e' K'tib th w'K'Y'K' w'b'tR' K'v'ki t'g w'K'Y' w' t'Q'b |

ENGLISH ONE eB'tZ w'w'f'b'e'Y'v, NU'v' I' K'w'n'b'xi gva'tg Bsti Rx f'v'l'v t'k'L'vi Rb' c'w'Q'r'b'x'q w'el q' t'j'v
D'c' v'cb K'iv n'tq't'Q | G' w'el t'q w'b't'g'c'h'e'j' v'Pbv K'iv n'tj'v-

1. D't'i'k'm'g'n (Objectives) : eB'tqi c'wZ'U Unit-Gi i' i't'Z th Objectives t' qv Av't'Q Zv'tZ t' u'of'v'te
w'k'L'b D't'i'k' t'j'v e'v'v'v' K'iv n'tq't'Q | w'w' ' Lesson w'U cov' t'k't' w'K'Y' GB D't'i'k' t'j'v AR' K'ti'Q'b w'k-
bv' t'm'Uv c'ix'Y'v K'ti' t' L'teb |
2. m's'w'f'v' w'ee'i'Y (Overview) : c'W' eB'tqi c'wZ'U Lesson ev' c'v't'v w'et'k'l' f'v'te t'k'L'vi w'el q' t'j'v w'k' w'k' Z'v
D'w'j' w'Z' n'tq't'Q |
3. cob, w'p's'v' K'i' b Ges D'ei w' b (Read, think and answer) t' t'U' U eB'tqi passage t'j'v cov' t'k'l'
n'tj' B Av'c'v'v'v' w'k'Q'z' c'k'e't' L't'Z c'v'teb | c'k'e't' t'j'v g't'b'v't'h'w' m'n'K'v'ti cob Ges w'p's'v' K'i' b, Z'v' c'i Text-Gi
w'w' ' Ask t' t'K t'm' t'j'vi h_vh_ D'ei t'Z'ix' K'i' b |
4. c'k'm'g'n (Questions) : t'U' U eB'tqi mg' -Unit I Lesson t'K w'f'w' K'ti w'w'f'b'e'at' t'bi c'k'e'D'c' v'cb K'iv
n'tq't'Q | G' t'j'vi h_vh_ D'ei c'ix'Y'v Ges w'b'q'w'Z' A'b'k'j' b A'c'w'i' n'v'h'p |
5. k'a' f'v'U'vi mg'x'K'i' b (Develop Vocabulary) t' w'w'f'b'e'at' t'bi b'Z'b k'a' Practice Section G D'tj' t'K'iv
n'tq't'Q | G' t'j'v mvavi YZt Lesson G e'eu'Z' n'tq't'Q | G'm'e' k't'ai A'ev's'j'v I' B's'ti'w'R' f'v'l'v'q' e'envi w'k'L'p |
Z'v'Q'v'ov' b'Z'b k'a' M'v'b Ges Synonym ev' c'wZ'k'a' L't'R' k'a' f'v'v'vi (stock of words) mg'x'K'i' Y' A'v'e'k'K' |
6. B's'ti'w'R't'Z' K'v' e'j'p (Speak in English) : R'x'e't'bi w'w'f'b'e' A'e'v'q (Different life situaions) f'v'l'v't'K
w'k'f'v'te e'envi K'iv hvq Z'v w'k'L'p | G' Aa'v'q'w' Av'c'v'v'K' t'K'v'b e'U'z' ev' c'w'i'w'P'Z' K'v't'iv m't' B's'ti'w'R't'Z' K'v'
e'j'vi A'f'v'm' t'Z'ix'i' R'b' c'w'Z' K'ite |
7. B's'ti'w'R't'Z' t'j' L'vi A'f'v'm' K'i' b (Writing habit in English) t' w'k'f'v'te B's'ti'w'R't'Z' Paragraph, Letter,
Message Ges Report w'j' L't'Z' n'q' t'm'Uv' GB A's't'k' m'w'e'v't'i' c'v'teb | i'ay Z'v'B' b'q' Av'c'v'v'K' A'b'k'j' t'bi R'b'
m'j'h'w'w' t'Z'w'i' K'oi'te |

8. c0kuEi wgwj tq t` Lp (**Check your answer key**) : c0ZuW Unit-Gi tkfI Answer key ev c0kuEi t` lqv AvtQ| Avcbvi c0ZKZ c0kuEi mWVK ntqtQ wK-bv Zv wgwj tq t` Lp| GfZ Avcbvi gta` uo avi Yv Avmte th Avcub KZUKzeStZ mflg ntqtQb|
9. c0qvRbxq wbt` fki c0ZxK ev Qwe Gi A_@t` Lp (**Necessary instructional sign meaning**) t GB cw` eBtq wefbaei tbi PPP ev Abkxj tbi Rb` c0qvRbxq wbt` fki c0ZxK wntmte wefbaeQwe ev c0ZxK e`envi Kiv ntqtQ| G_s t j v wlogiefcN

	GB QweW ev c0ZxKW t` Ltj Avcub eSteb, eBtq t` lqv QweW t` tL AvcbvtK c0kie DEi w` tZ nte
	GB QweWji gva`tg AvcbvtK eBtq t` lqv gj` cw` wel q ev Text cotZ ejv ntqtQ
	GB Qwe ev c0ZxtKi A_@t`Q cob Ges j` fl` Ki`b GB Ask_s t j v fvtj v fvtte cto gtb ivL tZ nte
	GB Qwe ev c0ZxtKi A_@t`Q eBtq t` lqv c0kqtj vi DEi AvcbvtK LvZvq wj LtZ nte
	GB QweWji A_@t`Q Answer Key ev c0kuEi c0kie DEi c0tg wbtR wj tL c0ZuW Unit Gi tkfI t` qv Answer Key Gi mvt_ wgwj tq t` Lp

10. wJDtUwvi qvj Kwtk thvM` vb Ki`b (**Attend Tutorial Class**) : evsj vt` k DbfP wekpe` vj tqi Aaxb wefbaewJDtUwvi qvj tmUvi (TC)-G gvfm` BwU ev wZbuU wJDtUwvi qvj Kwtki e`e`v Kiv nq| Gme Kwtk wKflv_xP i cw` eBtqi bvbv wel tqi RuWj Zv, mt`n Ges mgm`v_s t j v mgvatbi e`e`v Ges msuk6-Unit I Lesson Gi Dci w`K-wbt` Rbv I Dct`k t` qv nq| mZivs wKflv_xPv fuj c0wZ wbtq wJDtUwvi qvj Kwtk Dcw`Z nteb hvfZ Zviv mwgZ msL`K Kwtki gva`tg mefaK DcKvi tctZ cvtib| wbtRt` i cvtvi gj` mgm`v_s t j v wPwyZ Kti wUwm-Gi msuk6-wel tqi wDUti i KvQ t` tK mWVK mgvavb tei Ki`teb|
11. teZvi I tUwj wfkB Abpov Dct`fvM Ki`b (**Enjoy Radio and TV Programme**) t evsj vt` k DbfP wekpe` vj q wKflv_xP i mKvtj teZvi I tUwj wfkBtbi gva`tg cv`mPxi wefbaewel tqi Dci c0Zw` b Abpov cPvi Kti | GfZ wKflv_xPv Nti efm` cw` wel tqi Dci uo avi Yv wbtZ cvti | wKQz RuWj wel q eStZ mnR nq|
12. `j xq Avtj vPbvq Ask wbb (**Join Group Discussion**) t wKflv_xPv mncvWxt` i mvt_ Bsti Rx cw` wel tqi wefbaei tbi mgm`v wbtq Avtj vPbv Ki`teb| GfZ wKflv_xPv cvi`uwi K Dcj wateva wewgtqi gva`tg Bsti wR tu` U eBtqi wewa RuWj Zv wbi mtb mflg nteb|
13. wPw cI wj Lp (**Write letters**) t evsj vt` k DbfP wekpe` vj tqi l`cb` t`j i Bsti wR wel tqi tKvm` tKvAwWfbUi Gi Kvq Bsti wR cw` eB m`uWkZ tKvb RuWj Zv ev wetkl mgm`vi m`g`xb ntj Zv wPwi gva`tg Rwbtq w` b|
14. bgbv cket` tL Abkxj b Ki`b (**Find Sample Questions and practise**) t wKflv_xP i Pows-civflvi Rb` Bsti wR tu` U eBtqi tkfI bgbv cket` qv AvtQ| bgbv cket` tL Avcbvi v wefbaecv`vi Abkxj b Ki`tZ cvtib|

Avkv Kwi, Dcti Dij wEz wewa Dct`k I civgk`Avcbvt` i hf_ó mwnh` Ki`te| GB cxwZ_s t j v e`envt`ii gva`tg wKflv_xq wel q AvqE Ki`tZ Ges ev`e RxeB Bsti wR flv`v e`envi Ki`tZ mflg nteb| G_s t j v Abyni Y Ki`tj Awg wbuOZ th Avcub Avcbvi mvdj` Ges D3/4j` fweL`Z c0Zov Ki`tZ cviteb|

i`tf`Qvnm|

i vdmvb gvngy

tKvm`Kv-AwWfbUi (Bsti wR), mnKvix Aa`vcK

l`cb` t`j , evsj vt` k DbfP wekpe` vj q|

A Note from Course Co-ordinator

Dear Learner

We are delighted that you have got yourself admitted into **Bangladesh Open University**. We welcome you to the English book for Secondary School Certificate (SSC) course. Hope you will find your study useful and enjoyable.

Indeed, learning English may be very interesting if you are sincere. We have two English books for the SSC course. **ENGLISH ONE** is introduced for the **1st year** students. This book contains a variety of prose pieces, short stories and different grammatical items. These will help you improve different skills like listening, speaking, reading and writing in English. We think you will be capable of writing letters, paragraphs, short messages, short reports and understanding news of TV, Radio and daily news papers in English at the end of this course.

The **1st year** syllabus includes all units of lessons of the text book. You will find a sample question paper at the end of the text book. This book is written on the basis of open and distance learning (ODL) system. It is prepared in an easy manner so that learners can realise it without the help of teachers.

If you find a difficult word, please do not hesitate to consult a dictionary. We are sure that you will do better in the examination if you solve questions of the text book. So go ahead and start studying. We hope you will find your study fruitful and successful.

Wish you all the best.

Rafsan Mahmud

Habitual Actions

UNIT 1

Objectives



On Completion of this unit you will be able to –

- talk about habitual actions
- use frequency adverbs such as 'always', 'usually' etc.
- make statements, questions and answers with habitual actions
- answer some questions about yourself and your family using present simple tense.

Overview

Lesson 1 : At Home

Lesson 2 : In the Shop

Lesson 3 : On Holiday

Lesson 4 : Revision and Test

ANSWER KEY

At Home

LESSON

1


A



Look at the picture and read the passage silently.

ছবি দেখুন এবং passage টি নীরবে পড়ুন।





Hasan is a shopkeeper. He always gets up at 6 am. Then he takes his cows into the field. Hasan's younger brother Rafiq gets up at 7. Hasan and his father eat breakfast together. Rafiq is always late for breakfast. He eats breakfast with his mother.

Hasan usually goes to his shop by bicycle. Rafiq goes to school at 8. Usually Hasan and Rafiq leave home together.

B



Read each sentence given below and put the right number of the picture in A into the box. নিচের প্রত্যেকটি বাক্য পড়ুন এবং A-তে দেয়া ছবির সঠিক সংখ্যা বক্সে বসান।

1 Hasan gets up at 6.

2 Hasan goes to his shop by bicycle.

- 4 Hasan takes their cows into the field.
- 5 Hasan and Rafiq leave home together.
- 6 Rafiq goes to school at 8.
- 7 Hasan and his father eat breakfast together.

C



Read and Note. পড়ুন এবং ভালো করে লক্ষ্য করুন।

Shopkeeper : দোকানদার

always : সব সময়

Hasan always gets up at 6. I always brush me teeth (দাঁত ব্রাশ করি) before I go to bed.

get up : ঘুম থেকে ওঠা

breakfast : নাস্তা

together : একত্রে

usually : সাধারণত, সচরাচর

Hasan usually goes to his shop by bicycle.

leave : (রওনা দেওয়ার জন্য) বাড়ি বা কোনো জায়গা ত্যাগ করা

D



Read these sentences carefully.

Hasan gets up at 6.

Hasan and Rafiq eat breakfast together.

Thus we say

Hasan

He

Salma

She

eats breakfast at 6.

and

Hasan and Rafiq

They

We

You

I

eat breakfast at 6.



Now fill in the blank in each sentence with the right verb form given in brackets. No. 1 is done for you.

- 1 Salma goes to school everyday. (go/goes)
- 2 Salma and her friend Nazma usually _____ to school together. (go/goes)
- 3 They always _____ back together. (come/comes)
- 4 Salma _____ with her father and mother. (live/lives)
- 5 Nazma and her little brother Reza _____ with their aunt and uncle. (live/lives)
- 6 Nazma's aunt _____ in a primary school. (teach/teaches)
- 7 Her uncle _____ a bus. (drive/drives)
- 8 Salma, Nazma and Reza _____ together in the afternoon. (play/plays)



E

Read these statements, questions and answers carefully.

Statement : Rafiq is always late for breakfast.

Question : Is Rafiq always late for breakfast ?

Answer : Yes, he is.

Statement : He is never late for school.

Question : Is he (ever) late for school ?

Answer : No, he isn't.

Statement : Hasan and Rafiq are brothers.

Question : Are Hasan and Rafiq brothers ?

Answer : Yes, they are.

Statement : Hasan gets up at 6.

Question : Does Hasan get up at 6 ?

Answer : Yes, they do.

(এভাবে is, are বাক্যের শুঁতে বসিয়ে Question বা প্রশ্নবোধক বাক্য তৈরি করা হয়। তেমনি যে সব বাক্যে is, are থাকে না, সে সব বাক্যের শুঁতে Does অথবা Do বসিয়ে Question তৈরি করতে হয়।)



Now make these statements into questions and then answer them. No. 1 is done for you. Use contracted (short) forms where possible.

1 Hasan is a shopkeeper.

Q : Is Hasan a shopkeeper ?

A : Yes, he is.

2 Hasan takes his cows into the field.

Q : Does Hasan take

A :

- 3 Rafiq gets up at 7.
Q : ?
A :
- 4 Hasan and his parents eat breakfast together.
Q : ?
A :
- 5 Hasan goes to his shop by bicycle.
Q : ?
A :
- 6 Rafiq goes to school at 7.
Q : ?
A :
- 7 Hasan and Rafiq leave home together.
Q : ?
A :
- 8 Rafiq is always late for breakfast.
Q : ?
A :
- 9 Rafiq eats breakfast with his father.
Q : ?
A :

In the Shop


LESSON

2

A



Look at the picture and read the passage silently.



Hasan leaves home at about 7.30 am. He reaches his shop at about 8. Then he opens his shop. Other shopkeepers open their shops at 8.30 or 9. Hasan is a simple young man. He is not greedy. He sells rice, dal, cooking oil and so on. Hasan does not sell tobacco and cigarettes. Everyday many villagers come to his grocery. They are not rich people. They do not buy many things, but they buy rice and dal everyday.

He never cheats them. So they like him. Hasan eats chapati, an egg and a banana for lunch at 1 pm. Everyday he brings his lunch from home. He does not eat out. Hasan shuts his shop at 7 pm.

B



Read and note.

reach	:	পৌঁছা
greedy	:	লোভী
and so on	:	et cetera (এট সেট্‌রা) ইত্যাদি
grocery	:	মুদির দোকান (grocer- মুদি)
tobacco	:	তামাক
cheat	:	ঠকান, প্রতারণা করা

never	:	কখনও না
lunch	:	দুপুরের খাবার
eat out	:	বাইরে খাওয়া



Read these questions and answers carefully.

1a Question : **When does** Hasan leave home ?
or **What time does** Hasan leave home ?

1b Answer : At 7.30.
or Hasan leaves home at 7.30.

2a Question : **When/What time** do the other shopkeepers open their shops ?

2b Answer : At 8.30 or 9.
or The other shopkeepers open their shops at 8.30 or 9.

এভাবে When/What time-এর সাথে does/do বসিয়ে সময় সম্বন্ধে প্রশ্ন করা যায় (1a ও 2a দেখুন)। উত্তর সংক্ষেপে অথবা পুরো বাক্যে দেয়া যায় (1b ও 2b দেখুন)।



Now make questions for the answers given below. (নিচের উত্তরগুলোর প্রশ্ন তৈরি করুন।) No. 3 is done for you.

3 Hasan eats lunch at 1 pm.
Q : What time/When does Hasan eat lunch ?

4 Hasan shuts his shops at 7 pm.
Q : ?

5 The other shopkeepers shut their shops at 8 pm.
Q : ?

6 Hasan comes home at 7.30 pm.
Q : ?

7 Hasan, Rafiq and their parents eat dinner at 8.30 pm.
Q : ?

8 Rafiq goes to bed at 10 pm.
Q : ?

C



Read these sentences carefully.

1a Hasan is happy.
1b He is not greedy.

- 2a Hasan sells rice, dal, cooking oil and so on.
- 2b He does not sell tobacco and cigarettes.
- 3a Hasan's parents like chapati.
- 3b They do not like bread. (ি'টি)

1a, 2a and 3a are affirmative (হাঁ-বোধক) and 1b, 2b and 3b are negative (না-বোধক) sentences. So we make negative sentences in this way :

Hasan/Salma He/She		is not/isn't fat (মোটা).
Hasan and Salma They/We/You I am not/I'm not greedy		are not / aren't greedy. am not/I'm not greedy.
Hasan He Salma She		Does not /doesn't drink coffee.
Hasan and Rafiq They We You I		do not/don't drink coffee.



Now make these sentences negative.

- 4 Kamal has a lot of money.
Neg. Kamal doesn't have a lot of money.
- 5 Hasan likes rainy days.
Neg. Hasan doesn't like rainy days.
- 6 Fatema goes to school by bus.
Neg.
- 7 Nazma and Reza eat breakfast together.
Neg.
- 8 Some shopkeepers shut their shops at 7.
Neg.
- 9 The villagers go to work early.
Neg.
- 10 Some people are tired (ক্লান্ত).
Neg.
- 11 Salma gets up at 7.
Neg.
- 12 Hasan's parents eat breakfast together.

- Neg.
- 13 Many people eat out.
- Neg.



You can also use never and make negative sentences.

Examples :

- Kamal has a lot of money.
- Neg. He doesn't have a lot of money.
- or He never has a lot of money.

- Hasan likes rainy days.
- Neg. Hasan does not like rainy days.
- or Hasan never likes rainy days.

Now use never and make sentences 5-13 negative.



Answer these questions about yourself and your family.

- 1 When do you get up ?
I get up
- 2 What time does your brother/sister/mother get up ?
.....
- 3 What time do you eat breakfast ?
.....
- 4 When do the other members of your family eat breakfast ?
.....
- 5 When do you start work ?
.....
- 6 What time do you stop work ?
.....
- 7 Do you like your work ?
.....
- 8 Does your mother/sister/aunt like big dogs ? Why ?
.....
- 9 Do you live in a big city ?
.....
- 10 When do you visit your friend/uncle ?


On Holiday

LESSON

3



Look at the picture and read the passage silently.



Friday is holiday. Hasan does not go to work on Fridays. He gets up late. Then he runs in the open air for about an hour.

All the family members eat breakfast together on Fridays. They eat 'Khichuri' or 'Parata' with chicken curry or eggs. After breakfast they often sit together and discuss family problems for sometime. On Fridays Hasan often goes to the river with his fishing-rod. He likes fishing very much. Often he catches a big 'showl' or 'gozar'. He fishes for about three hours.

Hasan often goes to town on Fridays to buy clothes for himself and his family. Usually he goes by bus. In the evening Hasan and Rafiq often go to the Thana Community Centre (TCC) to watch TV. They walk to the Centre and stay there for about two hours.

B

**Read and note.**

holiday	:	a day of rest from work ছুটির দিন
family	:	parents and children পরিবার
chicken curry	:	মুরগির তরকারি
often	:	প্রায়ই He often goes to town.
discuss	:	আলোচনা করা
problem	:	সমস্যা
fishing-rod	:	ছিপ
catch	:	ধরা
Thana Community Centre	:	এখানে সভা সমিতি হয় এবং প্রায় ক্ষেত্রেই TV দেখার সুযোগ থাকে
spend	:	(সময়) কাটায়

C

**Read these statements and questions carefully.**

- 1a Statement : Hasan **runs** in the open air.
 1b Question : **What does** Hasan **do** in the open air ?
- 2a Statement : They eat '**khichuri**' for breakfast on Fridays.
 2b Question : **What do** they eat for breakfast on Fridays ?
- 3a Statement : Hasan often goes to **the river-bank** with his fishing-rod.
 3b Question : **Where does** Hasan often go with his fishing-rod ?
- 4a Statement : They often go to the **Bazar**.
 4b Question : **Where** do they often go ?
- 5a Statement : He runs in the open air for about an hour.
 5b Question : **How long does** he run in the open air ?
- 6a Statement : They discuss family problems **for some time**.
 6b Question : **How long do** they discuss family problems ?

এভাবে What does/What do, Where does/Where do এবং How long does/How long do ব্যবহার করে প্রশ্ন তৈরি করা হয়।

**Now make these statements into questions.**

- 7 Hasan likes fishing very much.
Q : What does Hasan like very much ?
- 8 He catches fish.
Q :
- 9 Hasan often goes to town.
Q :
- 10 They eat breakfast together on Fridays.
Q :
- 11 Hasan sleeps for about six hours.
Q :

- 12 Hasan often goes to town on Fridays.
Q :
- 13 Everyday Hasan and Rafiq stay with their father for sometime.
Q : How long
- 14 Hasan and Rafiq watch TV on Friday night.
Q :
- 15 They live in a village.
Q :
- 16 Hasan catches fish for about three hours.
Q :
- 17 Hasan sells good things.
Q :
- 18 Hasan's mother often cooks chicken curry, vegetables and dal for lunch on Fridays.
Q :



Read these sentences carefully.

- 1 Hasan **always** gets up at 6. (Lesson 1)
- 2 Hasan **usually** goes to his shop by bicycle. (Lesson 1)
- 3 **Everyday** Hasan brings his lunch from home. (Lesson 2)
- 4 Hasan does not go to work **on Fridays**. (Lesson 3)



*Now use **always, usually, every day, on Fridays, often** in the following gaps. (একই word বা phrase একাধিক শব্দস্থানে বসতে পারে।)*

- 5 Kamal is a good student. He _____ learns his lessons well.
- 6 He does not go to school _____.
- 7 He eats his breakfast at 6.30 _____.
- 8 He – learns his lessons in his room, but he _____ does his homework on the verandah (বারান্দা).
- 9 _____ he studies (পড়ালেখা করে) English _____.
- 10 Hasan and his friends catch fish _____.



Answer these questions about yourself.

- 1 What do you do in the morning ?
- 2 When do you eat your lunch ?
- 3 What do you eat for lunch ?
- 4 What do you do after lunch ?
- 5 How long do you work everyday ?
- 6 How long does your father/mother work everyday ?

Revision and Test

LESSON

4

A



Make 8 sentences from the table. No. 1 is done for you.

He	buy their clothes from Mr Rashid's shop.
They	eats breakfast at 7.
	goes to a school in Station Road.
	play football on Fridays.
	lives in Jamalpur.
	work in an office.
	likes mangoes.
	often run in the morning.

- 1 They buy their clothes from Mr Rashid's shop.
- 2
- 3
- 4
- 5
- 6
- 7
- 8

B



Read the passage silently for comprehension (বোঝার জন্য).

Mr Abdur Rashid is a farmer. Mrs Rashid is a housewife. They are rich. They have a lot of land. Everyday Mr Rashid hires 2 or 3 workers. They work in his fields. They start work in the morning and finish in the afternoon. He has a servant and a cook. The servant does all the household work and the cook usually cooks chicken or fish curry, dal and vegetables for Mr and Mrs Rashid.

Mrs Amina Rashid is a kind of woman. She always gives the workers a good lunch. Mr Rashid pays them well at the end of the day. The workers like Mr and Mrs Rashid very much. Often the evening Mr and Mrs Rashid go round the village. On Fridays they give alms (ভিক্ষা) and food to the beggars. They are happy.



C



Using Do or Does, make the following sentences questions. Then answer them. Use information from B.

- 1 Mr Rashid works in the fields.
Q : Does Mr Rashid work in the fields ?
A : No, he doesn't/does not.
- 2 Mrs Rashid always gives a good lunch to the workers.
Q : ?
A :
- 3 Mr and Mrs Rashid have a lot of land.
Q : ?
A :
- 4 The workers like Mr and Mrs Rashid.
Q : ?
A :
- 5 The cook cooks for the workers.
Q : ?
A :
- 6 Mr Rashid hires 2 or 3 workers everyday.

- Q : ?
 A :
 7 The workers work in Mr Rashid's fields.
 Q : ?
 A :
 8 Mr and Mrs Rashid often go round the villagers.
 Q : ?
 A :
 9 Mr and Mrs Rashid help the beggars.
 Q : ?
 A :



Make eight questions from the table and answer them. Use information from B.

What	does	Mr Rashid hire 2 or 3 workers ?
When	do	they give to the beggars ?
		Mrs Rashid give to the workers ?
		the workers finish work ?
		Mr and Mrs Rashid go round the village ?
		the servant do ?
		the cook usually cook ?
		the workers start work ?

- 1 Q : When does Mr Rashid hire 2 or 3 workers ?
 A : Everyday.
 2 Q : ?
 A :
 3 Q : ?
 A :
 4 Q : ?
 A :
 5 Q : ?
 A :
 6 Q : ?
 A :
 7 Q : ?
 A :
 8 Q : ?
 A :



E

Fill in the gaps with *Where* or *How long*.

- Kamal : (1) Where do you work, Salam ?
 Salam : In a hotel in Dhaka.
 Kamal : (2) _____ do you work ?
 Salam : From 5 pm. to 11 pm.
 Kamal : (3) _____ do you go after 11 pm. ?
 Salam : I go to a place called Sutrapur.
 Kamal : (4) _____ is it ?
 Salam : It is in the old part of Dhaka. I live there with a friend.
 Kamal : Good. Does he work too ?
 Salam : Yes, he does.
 Kamal : (5) _____ does he work ? In the same hotel ?
 Salam : No. He works in a shop.
 Kamal : (6) _____ does he work ?
 Salam : He works about 14 hours a day.
 Kamal : Oh !
 Salam : (7) _____ do you work, Kamal ?
 Kamal : I work at the post office. I am a postman.
 Salam : (8) _____ do you work ?
 Kamal : Well, I start at 9 am and usually finish at 3 pm.



F

Answer these questions about yourself.

- 1 What time do you get up ?
- 2 What time do you eat breakfast ?
- 3 What time do you start work ?
- 4 What time do you finish work ?
- 5 What do you do in the evening ?
- 6 Do you play football ?
- 7 Do you watch TV ?
- 8 Where do you go on Fridays ?
- 9 Do you like fish ?
- 10 Do you like music ?
- 11 What language (ভাষা) do you speak ?
- 12 How often do you wash your clothes ?
- 13 How often do you visit your relatives ?

ANSWER KEY

KEY LESSON : 1

B

2 (5) 3 (4) 4(2) 5 (6) 6 (7) 7 (3)

D

2 go 3 come 4 lives 5 live 6 teaches 7 drives 8 play

E

- | | | |
|---|---|-----------------|
| 2 | Does Hasan take his cows into the field ? | Yes, he does. |
| 3 | Does Rafiq get up at 7 ? | Yes he does. |
| 4 | Do Hasan and his parents eat breakfast together ? | No, they don't. |
| 5 | Does Hasan go to his shop by bicycle ? | No, he doesn't. |
| 6 | Does Rafiq go to school at 7 ? | he does. |
| 7 | Do Hasan and Rafiq leave home together ? | Yes, they do. |
| 8 | Is Rafiq always late for breakfast ? | Yes, he is. |
| 9 | Does Rafiq eat his breakfast with his father ? | No, he doesn't. |

KEY LESSON : 2

B

- 4 What time/When does Hasan shut his shop ?
- 5 When do the other shopkeepers shut their shops ?
- 6 When does Hasan come home ?
- 7 What time do Hasan, Rafiq and their parents eat dinner ?
- 8 What time does Rafiq go to bed ?

C

- 6 Fatema doesn't (does not) go to school by bus.
- 7 Nazma and Reza don't (do not) eat breakfast together.
- 8 Some shopkeepers don't (do not) shut their shops at 7.
- 9 The villagers don't (do not) go to work early.
- 10 Some people aren't (are not) tired.
- 11 Salma doesn't get up at 7.
- 12 Hasan's parents don't (do not) eat breakfast together.
- 13 Many people don't (do not) eat out.

Using 'never'

- 5 Hasan never likes rainy days.
- 6 Fatema never goes to school by bus.
- 7 Nazma and Reza never eat breakfast together.
- 8 Some shopkeepers never shut their shops at 7.
- 9 The villagers never go to work early.
- 10 Some people are never tired.
- 11 Salma never gets up at 7.
- 12 Hasan's parents never eat breakfast together.
- 13 Many people never eat out.



Write the answers and show them to your tutor.

 **LESSON : 3**


- 8 What does he catch ?
- 9 Where does Hasan often go ?
- 10 What do they eat together on Fridays ?
- 11 How long does Hasan sleep ?
- 12 What does Hasan often do on Fridays ?
- 13 How long do Hasan and Rafiq stay with their father everyday ?
- 14 What do Hasan and Rafiq do on Friday night ?
- 15 Where do they live ?
- 16 How long does Hasan catch fish ?
- 17 What does Hasan sell ?
- 18 What does Hasan's mother often cook for lunch on Fridays ?



- | | | | |
|---|-------------------|----|----------------|
| 5 | always | 6 | on Fridays |
| 7 | everyday | 8 | usually, often |
| 9 | usually, everyday | 10 | on Fridays |



Write your answers and show them to your tutor.

 **LESSON : 4**


- 2 He eats
- 3 He
- 4 They play
- 5 He
- 6 They
- 7 He

8 They

C

2 Q : Does Mrs Rashid always give ?

A : Yes, she does.

3 Q : Do Mr and Mrs Rashid have a ?

A : Yes, they do.

4 Q : Do the workers like Mr and Mrs Rashid ?

A : Yes, they do.

5 Q : Does the cooker cook for the workers ?

A : No, he doesn't.

6 Q : Does Mr Rashid hire 2/3 workers ?

A : Yes, he does.

7 Q : Do the workers work in Mr ?

A : Yes, they do.

8 Q : Do Mr and Mrs Rashid often go ?

A : Yes, they do.

9 Q : Do Mr and Mrs Rashid help ?

A : Yes, they do.

D

2 Q : What do they give to the beggars ?

A : Alms and food.

3 Q : What does Mrs Rashid give to the workers ?

A : A good lunch.

4 Q : When do the workers finish work ?

A : In the afternoon.

5 Q : When do Mr and Mrs Rashid go ?

A : In the evening.

6 Q : What does the servant do ?

A : He does all the household work.

7 Q : What does the cook usually cook ?

A : Chicken or fish curry, dal and vegetables.

8 Q : When do the workers start work ?

A : In the morning.

E

2 How long

3 Where

4 Where

5 Where

6 How long

7 Where

8 How long

F

Write your answers and show them to your tutor.

Past Actions

UNIT 2

Objectives



On Completion of this unit you will be able to –

- talk about past events
- use sometime adverbs such as 'yesterday', last years, etc.
- make statements, questions and answers with past actions
- recognise and use past simple and progressive tenses in reading and writing
- answer some questions about yourself using past tenses
- answer some question about yourself using past tenses

Overview

Lesson 1 : Yesterday

Lesson 2 : A Writer

Lesson 3 : A Story

Lesson 4 : Revision and Test

ANSWER KEY

Yesterday


LESSON

1

A



Look at the picture and read the passage.



Today is Saturday. Hasan is getting ready for work early today. Yesterday **was** Friday. Hasan **got** up late. He ate rice and fish curry for breakfast and **put** on his best clothes – a blue shirt and brown trousers.

Hasan never goes to his shop on Fridays. So he went to the bus stop and **took** a bus to Dhaka. Hasan **reached** Dhaka at 10 am. At first he **went** to his friend Jahid at Azimpur. Jahid was not at home at that time. However, he soon **came** back with a lot of shopping.

Hasan and Jahid **drank** some tea and **went** to New Market. There Hasan **bought** a sari for his mother and a punjabi for his father. He **chose** a yellow T-shirt for Rafiq. But Jahid **did not like** the colour. So they finally **bought** a red T-shirt for Rafiq.



Read and note.

1. Verb forms

Present form (always, now, etc.)		Past form (yesterday, last week, etc.)
He/She	I/We/You/They	He/She/I/We/You/They
gets	get	got
eats	eat	ate
wears	wear	wore
goes	go	went
takes	take	took
reaches	reach	reached
comes	come	came
drinks	drink	drank
buys	buy	bought
chooses	choose	chose

2. Making Questions



Look at these statements, questions and answers.

Statement	:	Hasan got up late.
Question	:	Did Hasan get up late ?
Answer	:	Yes, he did .
Statement	:	Jahid was not at home.
Question	:	Was Jahid at home ?
Answer	:	No, he wasn't .

We begin this type of questions (এ তিন ধরনের প্রশ্ন) with **Did, Was, Were, Had** etc. and we answer them with **Yes** or **No**. They are Yes / No questions.



Look at these statements and questions again.

Statement	:	Hasan wore his best clothes.
Question	:	What did Hasan wear ?
Statement	:	Hasan went to Dhaka.
Question	:	Where did Hasan go ?

We begin this type of questions with **What, Where, When, How, Why** etc. They are **Wh-questions**.

Make both Yes / No and Wh-questions from these statements and then answer them. Use information from the passage in A.



- 1 Statement : Yesterday was Friday.
 Question : Was yesterday Friday ? (Yes / No)
 Answer : Yes, it was.
 Question : What was yesterday ? (Wh-)
 Answer : It was Friday.

- 2 Statement : Hasan ate rice and fish curry.
 Question : Did Hasan eat ?
 Answer : Yes, he did.
 or
 Question : What did Hasan eat ?
 Answer : Hasan ate rice and fish curry.

- 3 Statement : Hasan went to the bus stop.
 Question : ?
 Answer :

- 4 Statement : Hasan reached Dhaka at 10 am.
 Question : ?
 Answer :

- 5 Statement : Jahid did a lot of shopping.
 Question : ?
 Answer :

- 6 Statement : Hasan and Jahid drank some milk.
 Question : ?
 Answer :

- 7 Statement : They went to New Market.
 Question : ?
 Answer :

- 8 Statement : Hasan bought a sari for his aunt.
 Question : ?
 Answer :

- 9 Statement : He bought a punjabi for his father.
 Question : ?
 Answer :

- 10 Statement : Hasan chose a yellow T-shirt for Rafiq.
 Question : ?
 Answer :

- 11 Statement : Jahid did not like the colour.
 Question : ?
 Answer :



*Yesterday Salma did the things in **Box A** and did not do the things in **Box B**. Make sentences like the example. Use *but* or *and* to join the two sentences.*

A	B
1 eat a banana	drink coffee
2 watch TV	listen to the radio
3 write a letter to a friend	visit her other friend
4 stay at home	do her home work
5 do her homework	work in the garden
6 read a story	read her textbooks
7 help her mother with the cooking	go to the cinema
8 play badminton in the afternoon	play with her friend

Example :

- 1 Yesterday Salma ate a banana but she did not drink coffee.
- 2
- 3
- 4
- 5
- 6
- 7
- 8



Write about five things you did and five things you did not do yesterday.


A Writer

LESSON

2



Read this passage about Nousher Ali.



Mr Nousher Ali was born in 1938 in a village in Mymensingh. As a child he was healthy and happy. He went to school at the age of 7. He passed the Matriculation Examination when he was 17. Then he joined a college in town. He did his BA degree at 21 and in the same year he got a job in a bank. Mr Ali married two years later. Within five or six years he became a very successful clerk at the bank. However, he did not like the job. In 1971 he left the bank and took a teaching job. Soon he became a good teacher. He taught for 15 years at the same school. Then he left teaching and became a writer. He writes novels and short stories. Now he is a famous writer.



B

Read and Note.

We can express past actions with the following phrases :

in 1938 / in 19__	at the age of 7 / at 7 / when he / she was 17
in the same year	: একই বছরে
two years later	: দুই বছর পরে
for 15 years	: ১৫ বছর ধরে
was born	: জন্মগ্রহণ করেছিলেন

healthy	:	স্বাস্থ্যবান
Matriculation Examination	:	বর্তমানে প্রচলিত SSC পরীক্ষার সমান
within five or six years	:	পাঁচ বা ছয় বছরের মধ্যে
successful clerk	:	সফল করণিক
however	:	যাই হোক, যা হোক
teaching job	:	শিক্ষকতা
successful	:	সার্থক
taught	:	(pt of teach) পড়িয়েছেন; শিক্ষকতা করেছেন
writer	:	লেখক
novel	:	উপন্যাস
short story	:	ছোট গল্প

C



There are four answers to each question / statement. Out of these four, only one answer is right / correct. Select the right answer and put a tick mark (✓) against it. No. 1 is done for you.

- When did Nousher Ali go to school ?
 - In 1938.
 - ✓ b When he was 7.
 - At the age of 17.
 - When he was a child.
- Nousher Ali got a job in a bank
 - after he passed the Matriculation Examination.
 - when he was 17.
 - at the age of 21.
 - before he did his BA.
- When did Nousher Ali marry ?
 - When he was 23.
 - At the age of 21.
 - While he was a successful clerk at a bank.
 - Before he got a job at a bank.
- Nousher Ali left teaching
 - in 1971.
 - before he became a bank clerk.
 - in 1986.
 - when he did not like the job.
- Why did he leave teaching ?
 - To become a writer.
 - To become a bank clerk.
 - He did not like teaching.

d He retired from teaching.



Here are some events (ঘটনা) in the life of Mr Nesar Ahmed. Using these events (এই ঘটনাগুলো ব্যবহার করে) describe Mr Nesar Ahmed as shown in the example.

	Year	Event	Age	Description
1.	1948	born in a small town		Example : Mr Nesar Ahmed was born in a small town in 1948.
2.		started school	6	He started school when he was 6.
3.		left school	16	
4.	3 years later	shop assistant		
5.		married	25	
6.	1975	had a daughter		
7.	1 year later	a job in a departmental store in Dhaka		
8.	the same year	took his family to Dhaka		
9.	1985	opened a book store		



Try to remember (স্মরণ করা) some important events that happened in your life from age 9. Then describe what happened and when.

A Story

LESSON

3

A



Read the questions and then read the passage and answer the questions.

- 1 Who was Hazrat Omar (R) ?
- 2 Where did he usually go at night and why ?
- 3 What did he see in the hut one night ?
- 4 How did he help the woman ?



One evening Hasan told a story to his cousins – Runa and Rashed. Here is the story :

Hazrat Omar (R) was a great Caliph of the Muslim world. He was a kind-hearted and just ruler.

Usually he went round different places at night to see for himself the conditions of his people. He did it in disguise.

One night the Caliph was walking along as usual. Suddenly he heard some noise while he was passing by a hut. He went neat the hut and found that some children were sitting around a big pot. Their mother was cooking something in the pot. The children were hungry and they were crying for food. "What are you cooking?" the Caliph asked. The woman looked at his face helplessly and did not say anything. Then the Caliph found out that there was no food inside the pot. She was just boiling water. He was very sorry. He quickly came back to the 'National Store', took a bag of flour and carried it himself to the woman.

"Thank you, stranger", said the woman. "Thank you for your help. The Caliph should be as kind as you." In fact, the woman did not know that the stranger was the Caliph himself.

B



Read and note.

Caliph	:	খলিফা
just	:	ন্যায়পরায়ণ
ruler	:	শাসনকর্তা

to see for himself	:	নিজেই দেখার জন্য
condition	:	অবস্থা
in disguise	:	ছদ্মবেশে
as usual	:	যথারীতি
hut	:	কুঁড়েঘর
helplessly	:	অসহায়ভাবে
boil	:	জ্বাল দেয়া, সোদ্ধ করা
National Store	:	জাতীয় ভাণ্ডার
flour	:	আটা, ময়দা
stranger	:	আগন্তুক

C



Read these sentences carefully.

- 1 The Caliph was walking alone.
- 2 The children were sitting around a big pot.

The verbs in bold express (প্রকাশ করে) that some action in the past (অতীত) was continuing (চলছিল) for sometime. This is the past continuous tense.

Notice the verb form :

Subject	verb form
I / He / She / Kamal	was walking.
We / You / They / the children	were walking.



Now make a sentence from each group of words. Put the verb in the past continuous form. No. 3 is done for you.

- 3 My parents / watch / TV / 10 pm.
My parents were watching TV at 10 pm.
- 4 Kamal / write / a letter / to his friend
.....
- 5 Shahana / cook / breakfast / 6.30 am
.....
- 6 Mr Ali and his son / work / in the garden / 9 am
.....
- 7 The child / sleep / in the cot
.....
- 8 The boys / play football / afternoon
.....
- 9 Mr Rahman / read / a newspaper / on the verandah
.....
- 10 Salma and Nazma / listen to / a song / on the radio
.....
- 11 Some people / wait / on the platform / for the 10.30 train
.....



Read the sentence carefully.

1 He **heard** some noise when he **was passing** by a hut.

লক্ষ কাঁন, এই বাক্যে দুটো কাজ অতীতে ঘটেছে। একটি কাজ (he heard) শেষ হয়ে গেছে, আরেকটি কাজ (he was passing) অতীতে কিছুক্ষণ ধরে চলছিল। প্রথমটিতে past simple আর দ্বিতীয়টিতে past continuous ব্যবহৃত হয়েছে।



Now put the right form of the verbs in brackets (past simple or past continuous). No 2 is done for you.

2 I _____ (have) tea when my friend _____ (come)
I was having tea when my friend came.

3 The Caliph _____ (find) that the children _____ (sit) around a pot.

.....

4 I _____ (take) a photograph of her while she _____ (dance).

.....

5 The Caliph _____ (see) the children in the hut. They _____ (cry).

.....

6 He _____ (ride) a bicycle when the accident _____ (happen).

.....

7 The phone _____ (ring) when I _____ (eat) breakfast.

.....

8 She _____ (fall) asleep last night when she _____ (watch) TV.

.....

9 He _____ (break) the spade when he _____ (work) in the garden.

.....

10 The plate _____ (slip) out of her hand and _____ (break) while she
_____ (do) the washing up. (বাসনকোসন ধোয়া)

.....

11 Last night I _____ (write) a letter to my friend Kamal when I
_____ (hear) a knock on the door. I _____ (open) the door and saw it
_____ (be) Kamal.

.....

Revision and Test


LESSON

4

A




Look at each picture and answer the question : "What did Kamal do yesterday?" No. 1 is done for you.



1 Kamal cleaned the car.




2 He



3



4



5




6



7



8



9



10

B

The following table shows some events in the life of Sher-e-Bangla A. K. Fazlul Huq with the years they took place. Make a sentence for each event. No. 1 is done for you.

নিচের ছকে শেরে-বাংলা এ. কে. ফজলুল হকের জীবনের কিছু ঘটনা এবং যে বছর সেগুলো ঘটেছে তা দেখানো হয়েছে। প্রত্যেক ঘটনা সম্বন্ধে একটি করে বাক্য রচনা করুন।

	Event	Year	
1	birth at Chakhar	1873	He was born in 1873 at Chakhar.
2	Entrance Examination from Barisal Zilla School	1889	
3	F. A. Examination from Presidency College, Calcutta	1891	
4	M A in mathematics	1895	
5	first Muslim Mayor of the Calcutta Corporation	1934	
6	Chief Minister of undivided Bengal	1937	
7	Governor of former East Pakistan	from 1956 to 1958	
8	founder of many educational institutions	during his life-time	
9	death at Dhaka Medical College Hospital	1962	



C

Fill in the gaps with the right form of the verbs in brackets.

Some years ago my friend Majed and I (go)1.... to see a film at the Modhumita Cinema Hall. When we (reach)2..... the Hall we find3..... that many people (stand)4..... in the queue (লাইন) for tickets. However, we (get)5..... two more expensive tickets from a different counter. It (be)6..... an old film called "Gone with the Wind". I (enjoy)7..... the film very much. But Majed (not/like)8..... it so much. He always (like)9..... comic films. Anyway, when the show (be)10..... over it (rain)11..... . So we (not/go)12.... out, because there (be)13..... no rickshaws on the road. Some people (go)14..... to the restaurant there for tea. We (decide)15..... to have some tea too.



D

Answer these questions about yourself, first orally then in writing.

- 1 What did you do yesterday evening ?
- 2 Where did you do ?
- 3 Why did you do it ?
- 4 What time did you start ?
- 5 What time did you finish ?

KEY LESSON : 1

C

- 2 Q Did Hasan eat rice and fish curry ?
A Yes, he did.
- 3 Q Did Hasan go to the bus stop ?
A Yes, he did.
or
Q Where did Hasan go ?
A To the bus stop.
- 4 Q Did Hasan reach Dhaka at 9 am ?
A No, he didn't. (He reached Dhaka at 10 am)
or
Q When did Hasan reach Dhaka ?
A At 10 am.
- 5 Q Did Jahid do a lot of shopping ?
A Yes, he did.
or
Q What did Jahid do ?
A He did a lot of shopping.
- 6 Q Did Hasan and Jahid drink some milk ?
A No, they didn't.
or
Q What did Hasan and Jahid drink ?
A Some tea.
- 7 Q Did they go to New Market ?
A Yes, they did.
or
Q Where did they go ?
A To New Market.
- 8 Q Did Hasan buy a sari for his aunt ?
A No, he didn't.
or
Q What did Hasan buy for his aunt ?

A Nothing. (He bought a sari for his mother.)

9 Q Did he buy a punjabi for his father ?

A Yes, he did.

or

Q What did he buy for his father ?

A A punjabi.

10 Q Did Hasan choose a yellow T-shirt for Rafiq ?

A Yes, he did.

or

Q What did Hasan choose for Rafiq ?

A A yellow T-shirt. (He chose a yellow T-shirt for Rafiq.)



2 Yesterday Salma watched TV but she didn't listen to the radio.

3 Yesterday she wrote a letter to a friend but she did not visit her other friend.

4 Yesterday she stayed at home but she didn't do her homework.

5 Yesterday she did her homework but she did not work in the garden.

6 Yesterday she read a story book but she did not read her textbooks.

7 Yesterday she helped her mother with the cooking but she didn't go to the cinema.

8 Yesterday she played badminton in the afternoon but she didn't play with her friend.



Write the answers and show them to your tutor.

LESSON : 2



2 c 3 a 4c 5 a



2 He started school at the age of 6. (or He started school when he was 6.)

3 He left school when he was 16.

4 He became a shop assistant 3 years later.

5 He married at 25.

6 He had a daughter in 1975.

7 One year later he got a job in a departmental store in Dhaka.

- 8 In the same year he took his family to Dhaka.
- 9 He opened a book store in 1985.

ε

Describe the events that happened in your life and show it to your tutor.

LESSON : 3

A

- 1 Hazrat Omar (R) was a great Caliph.
- 2 He usually went round the houses of his people at night to see their conditions for himself.
- 3 One night he saw some children in a hut with their mother.
- 4 He gave her a bag of flour.

C

- 4 Kamal was writing a letter to his friend.
- 5 Sahana was cooking breakfast at 6.30 am.
- 6 Mr Ali and his son were working in the garden at 9 am.
- 7 The child was sleeping in the cot.
- 8 The boys were playing football in the afternoon.
- 9 Mr Rahman was reading a newspaper on the verandah.
- 10 Salma and Nazma were listening to a song on the radio.
- 11 Some people were waiting on the platform for the 10.30 train.

D

- | | | |
|----|---------------------------------|--------------|
| 3 | found, | were sitting |
| 4 | took, | was dancing |
| 5 | saw, | were crying |
| 6 | was riding, | happened |
| 7 | rang, | was eating |
| 8 | fell, | was watching |
| 9 | broke, | was working |
| 10 | slipped, broke, | was doing |
| 11 | was writing, heard, opened, was | |

LESSON :4

A

- 2 He wrote a letter.
- 3 He watched TV.
- 4 he talked on the phone.
- 5 he read a magazine.
- 6 he listened to the radio.
- 7 He played football.
- 8 He drew a picture.
- 9 He rode his bicycle.
- 10 He typed a letter.

B

- 2 Sher-e-Bangla A. K. Fazlul Huq passed the Entrance Examination from Barisal Zilla School in 1889.
- 3 He passed the F. A. Examination from Presidency College, Calcutta in 1891.
- 4 He did his M A in mathematics in 1895.
- 5 He became the first Muslim Mayor of the Calcutta Corporation in 1934.
- 6 He became the Chief Minister of undivided Bengal in 1937.
- 7 He was Governor of former East Pakistan from 1956 to 1958.
- 8 He was founder of many educational institutions during his life-time.
- 9 He died at Dhaka Medical College Hospital in 1962.

C

- | | | | |
|----|-------------|----|------------------------|
| 1 | went | 2 | reached |
| 3 | found | 4 | were standing |
| 5 | got | 6 | was |
| 7 | enjoyed | 8 | did not like |
| 9 | likes | 10 | was |
| 11 | was raining | 12 | did not go (didn't go) |
| 13 | were | 14 | were going |
| 15 | decided | | |

D

Write the answers and show them to your tutor.

Future Actions

UNIT 3

Objectives



On Completion of this unit you will be able to –

- talk about future events
- use 'will/shall' and 'am/is/are+going to' to express future intentions
- use present continuous tenses to express future plans

Overview

LESSON 1 : Hasan's Bike Breaks

LESSON 2 : Jamil's Big Brother is Getting Married

LESSON 3 : A Busy Day

LESSON 4 : Revision and Test

ANSWER KEY

Hasan's Bike Breaks

LESSON

1

A



Look at the picture, read the following questions and try to answer them. Then read the passage.



- 1 What is the young man doing?
- 2 Where is he going?
- 3 What is the old man?



One Friday Hasan wanted to go to a village about 7 kilometres from Malamari. He wanted to visit a friend.

- Father : How will you go, Hasan?
Hasan : By bicycle.
Father : When will you start?
Hasan : I think I'll start now.

So he took his bicycle and set off. But while he was riding it fast, it slipped on the muddy road and fell apart. It was only about a kilometre from his house. So he took his bicycle to a nearby repairer.

- Hasan : Can you repair my bike, please?
 Man : I'm afraid I can't do it now. You see, I'm busy. Leave it, I'll do it tomorrow. Will that do?
 Hasan : But I need the bike now. Will you give me yours? I'll return it tomorrow.
 Man : OK. But you'll have to pay. It's only 5 taka an hour.
 Hasan : All right. I'll pay you when I return. I'll probably return in the evening.
 Man : Many people say that, but they don't pay when they return the bike. How can I trust you?
 Hasan : Then I think I'll go back home and bring the money. Here's my bike.
 Man : OK. I trust you. Take the bike, but don't tell anybody that I gave you my bike without payment.
 Hasan : I promise I won't tell anybody about it and I'll pay you as soon as I come back.



Read and note.

want	:	চাওয়া
set off	:	যাত্রা 'i i' করা
ride	:	চালানো
fast	:	`ত, জোরে জোরে
slip	:	পড়ে যাওয়া
on the muddy road	:	কর্দমাক্ত রাসায়
break	:	ভাঙা
nearby	:	নিকটবর্তী
repairer	:	মেরামতকারী, যে ঠিক করে
repair	:	মেরামত বা ঠিক করা
You'll have to pay	:	তোমাকে দিতে হবে
an hour	:	ঘন্টায়
probably	:	সম্ভবত
I'll	:	I will
trust	:	বিশ্বাস করা
promise	:	প্রতিজ্ঞা করা
won't	:	will not

C



Read the passage again and put a tick mark (✓) against the best answer.

- 1 Hasan's bicycle fell to pieces
 - a at a place about 7 kilometres from his village.
 - b when he was near a repairer.
 - c at a place about 1 kilometre from his house.
 - d when he took his bike and set off.
- 2 The repairer did not repair Hasan's bicycle then, because
 - a he was doing some other things.
 - b he wanted to repair it the following day.
 - c Hasan did not have enough money with him.
 - d he wanted to give his own bicycle to Hasan.
- 3 When will Hasan return the repairer's bicycle?
 - a In the evening.
 - b Tomorrow.
 - c When he goes back home and brings the money.
 - d As soon as he comes back.

D



Read these sentences carefully.

- 1 I'll repair it tomorrow.
- 2 I promise I'll pay you as soon as I come back.
- 3 Probably I'll come back in the evening.

ভবিষ্যতে কোনো কাজ করা এবং প্রতিজ্ঞা বা সম্ভাবনা বোঝাতে আমরা will ('ll) ব্যবহার করে থাকি।

Notice : I/We/You/He/She/It/They/ will/'ll help the man.

Again, read these sentences carefully.

- 4 Will you give me your bike?
- 5 Will that do?

Will ব্যবহার করে এভাবে প্রশ্ন করা হয়।

Notice : Will you / he / she / it / they help me?



Now complete these sentences with will/'ll + suitable verbs from the list : shut, bring, do, pass, visit, help, go, come, phone
No. 6 is done for you.

- 6 A : I'm busy, I can't go shopping.
B : Don't worry I will go. (I'll go.)
- 7 I must clean the pot. you some soap and water, please?

- 8 It's so cold. youthe door, please?
- 9 It's 11 o'clock now. Shafiq goes to bed at 10. So I him in the morning.
- 10 I'm sorry I forgot to bring your book. I promise I it back tomorrow.
- 11 A : Can you buy some paper for me, please?
B : I'm sorry I (not) out now.
- 12 A : Is she here?
B : No, she probably at 5.
- 13 A : This is very important. You mustn't tell anybody.
B : I promise I
- 14 I'm doing my homework. you quiet, please?
- 15 A : This bag is very heavy. I can't lift it.
B : OK. I you with it.
- 16 A : I'm worried I won't do well in my examination.
B : Don't worry, you
- 17 A : When is Mr Rahman coming?
B : I think he tonight.
- 18 A : What are you plans for your first day in Dhaka?
B : Well, I've no plans. But I probably some historical places in the old part of the city.

ε



Suppose (a/'b) you are going to your village/home town for the Eid holiday. Now answer these questions.

- 1 Where will you go?
- 2 How will you go?
- 3 How long will you stay in the village/town?
- 4 What will you do on the first day?
- 5 What will you do on the last day?
- 6 Will you do anything for the poor people of the village/town? Say/write what you will do.

Jamil's Big Brother is Getting Married

LESSON

2



Look at the picture, and then read the dialogue (সংলাপ).



- Mother : What are you doing there, Shafiq?
Shafiq : I'm packing my suitcase.
Mother : What time is your train?
Shafiq : 8.20. Don't worry mother. I'm going to stay with my best friend, Jamil.
Mother : But you're going to Chittagong for the first time.
Shafiq : OK. I promise I'll phone you when I get there.
Mother : I know you'll do that, but be careful even so.
Shafiq : I will, mother.
Mother : Be careful what you eat.
Shafiq : I will, mother.
Mother : Do you know where Jamil lives?
Shafiq : No, but Harun knows. Harun and I are going together. Jamil will probably be at the station to meet us.
Mother : When are you coming back?
Shafiq : The wedding is on Thursday. We're going to Cox's Bazar on Friday and hope to return to Chittagong the same day. And I'm coming back to Dhaka the following day.
Mother : OK. Take care.
Shafiq : I will, mother. Goodbye.
Mother : Goodbye.



B

Read and note.

wedding	:	বিয়ে, বিবাহ অনুষ্ঠান
We're	:	we are
the same day	:	ঐ দিনই
I'm	:	I am
the following day	:	পরের দিন
Take care	:	আত্মীয়স্বজন ও বন্ধুবান্ধবকে বিদায় জানাবার সময় সাধারণত Take care কথাটি বলা হয়। এটা অনেকটা “সাবধানে থেকো” এ রকম বোঝায়।

C

**Read this sentence carefully.**

1 Were going to Cox's Bazar on Friday.

এখানে present continuous tense (we are going) ব্যবহার করা হয়েছে। কিন্তু এটি ভবিষ্যতে কোনো কাজ করা হবে এরূপ বোঝাচ্ছে। আরো লক্ষ্য করুন, এই ভবিষ্যত কাজটি (অর্থাৎ শফিক ও তার বন্ধু যে Cox's Bazar যাবে তা) আগে থেকেই ঠিক করা আছে।



Now here is Mr Rahman's diary for the next week. Mr Rahman is the head teacher of a school in Dhaka. Using the notes in his diary make 7 sentences. No. 2 is done for you as an example.

Example : He is seeing a dentist at 4.30 pm on Saturday Oct 5.

2	Saturday Oct 5	see a dentist	4.30 pm
3	Sunday Oct 6	open a debating club at school	10 am
4	Monday Oct 7	phone a friend in Khulna	1 pm
5	Tuesday Oct 8	He and Asst. Head teacher go to a meeting with chairman, Dhaka Board.	11.30 am
6	Wednesday Oct 9	The Director General & the Inspector of Schools visit the school	9 am
7	Thursday Oct 10	Students stage (মঞ্চস্থ করা) a play as part of the cultural-week programme	7.30 pm
8	Friday Oct 11	go shopping at New Market	9.30 am

**Again, read these sentences carefully.**

- 9 I'm packing my suitcase.
10 I'm going to Jamil's house.
11 I'll phone you.

লক্ষ Ki "b, ১ম দুটো বাক্যে present continuous tense ব্যবহার করা হয়েছে, তবে ৯নং বাক্যে বর্তমানে অর্থাৎ কথা বলার সময় কাজটি করা হবে"Q এরূপ বোঝাতে"Q, এবং ১০নং বাক্যে ভবিষ্যতে কোনো কাজ করা হবে এরূপ বোঝাতে"Q এবং এ কাজটি করার সিদ্ধান্ত আগে থেকে নেয়া আছে। ১১নং বাক্যেও ভবিষ্যতে কোনো কাজ করা হবে এরূপ বোঝাতে"Q। তবে একাজ করার সিদ্ধান্ত আগে থেকে নেয়া হয়নি।



Now complete these sentences. Use the verbs in brackets in the right form. No. 12 is done for you.

- 12 A : What are you doing?
B : I _____ (write) a letter to my friend.
I'm writing a letter to my friend.
- 13 A : Oh it's very cold. I'm sorry I left the door open.
B : OK. I _____ (shut) it.
- 14 Please don't disturb me. I _____ (study).
- 15 A : Oh I left my purse. But I have to buy some stamps.
B : Don't worry, I _____ (give) you some.
- 16 A : Where's Kamal?
B : He _____ (watch) TV.
- 17 Tomorrow my friend Kamal and I _____ (go) to Srimongal.
- 18 Oh my watch _____ (not/work)!
I _____ (take) it to the repairer tomorrow.
- 19 Some people _____ (talk). I can't understand them.
What language _____ they _____?
- 20 I'm hungry. I think I _____ (eat) supper early.
- 21 I _____ (go) to a meeting now. So I _____ (not/go) to see the film with you. I _____ probably _____ (come) back before 9 pm.
- 22 I'm so tired. I think I _____ (go) to bed now.
- 23 We can go out now. It _____ (not/rain).
- 24 A : Never sit on the roof of the train.
B : I _____ .



Suppose your friend has come to visit you. He/She will stay only one week. She/he wants to see different places/people in your village/town/city. Now make plans for your visits to these places/people during the week. You can start :

There are many/a few interesting places/people in my village/town. On Saturday we're going to see . . .

A Busy Day

LESSON

3

A



Read the dialogue.

Shafiq : What are you thinking, Alam?

Alam : I'm thinking about my cousins. They're coming to see us today. It's going to be a busy day for me. I think I'll make a list.

Shafiq : Shall I write it down for you?

Alam : Yes, please. Thanks.

Shafiq : OK. What are you going to do first?

Alam : First, I'm going to do some shopping. Mother wants to cook something special.

Shafiq : What are you going to buy?

Alam : Chicken, vegetables, hilsha fish, curd and some sweets. She's going to cook 'morog polau' and fried fish for lunch. Please join us at the meal.

Shafiq : Thank you. I will. I'm free today. I can help you with the shopping.

Alam : That's great! Thanks. Then after lunch, we're going to visit the Ahsan Manzil and Lalbag Fort.

Shafiq : OK. Will they visit any other places too?

Alam : No. They won't have time. In the evening BTV is showing a musical programme. They'll probably watch that. And then after dinner they are going to Sylhet on the 10.30 train.

Shafiq : Most of the time I will be with you.

Alam : Thanks a lot.

Shafiq : Not at all. Shall we go to shopping now?

Alam : Yes, Let's go.

Shafiq : Where shall we go?

Alam : To New Market.

Shafiq : I couldn't eat breakfast this morning. Our kitchen is closed today. The cook is sick. Shall we eat something before we go?

Alam : Of course.



B

Read and note.

something special	:	বিশেষ কিছু
curd	:	দই
a musical programme	:	একটি গানের অনুষ্ঠান
Thanks a lot	:	অনেক ধন্যবাদ
Not at all	:	এটি একটি প্রচলিত কথা। কেউ ধন্যবাদ দিয়ে উত্তরে Not at all বা You're welcome বা My pleasure ইত্যাদি বলা হয়ে থাকে।
closed	:	বন্ধ
of course	:	অবশ্যই



C

Read these sentences carefully.

- 1 My cousin **are coming** to see us today.
- 2 **I'm going to do** some shopping.

দুটো বাক্যই ভবিষ্যতে কোনো কাজ করা হবে এরূপ বোঝাতে এবং এ কাজ করার সিদ্ধান্ত আগে থেকেই নেয়া হয়েছে। [Lesson 2, Section C, Sentence 1 দেখুন] তবে দুটো বাক্যের কাঠামো বা pattern এর মধ্যে পার্থক্য লক্ষ্য করুন :


১ম বাক্য : am / is / are + V-ing
 eg **I'm going** to Khulna tomorrow.
He's giving a party tonight.
They're coming to see us today.

২য় বাক্য : am / is / are + going to + V
 eg **I'm going to write** a letter.
She's going to see a doctor.
It's going to rain.
They're going to play football this afternoon.

লক্ষ্য করুন, ২য় বাক্যগুলোতে সব সময় going to বসেছে এবং এর পরে সব সময় একটি verb (মূল verb) বসেছে।



Now look at the picture. This is a plan of a house. It has a number of rooms. First say and then write which room is going to be what (i.e. kitchen, bedroom, etc.) and then say and write what furniture/things you are going to make or buy for that room. You can use bedroom 1, bedroom 2, sitting room, bathroom, waiting room, dining room, kitchen, servant's room and guest room for the pictures. No. 1 is done for you.



1 This is going to be bedroom 1. We're going to buy a new bed for it.

2

3

4

5

6

7

- 8
- 9



Read these sentences carefully.

- 1 Shall I write it for you?
- 2 Shall we eat something before we go?

১ম বাক্যে সাহায্য প্রদানের, এবং ২য় বাক্যে কোনো কিছু করার প্রস্তাব করা বোঝাতে "Q"। এরকম অর্থে I বা We এর আগে Shall ব্যবহার করে প্রশ্ন করা হয়। (Shall I _____? Shall we _____?)

Again, read this sentence carefully.

- 3 Will they visit other places too?

এখানে Will ব্যবহার করে শুধু প্রশ্ন করা হয়েছে অর্থাৎ কিছু জানতে চাওয়া হয়েছে। এখানে ১ম ও ২য় বাক্যের মতো কোনো প্রস্তাব করা বোঝাতে "Q" না।



Now fill in the gaps with shall or will.

- 4 _____ you shut the door, please?
- 5 Shahed and I are going home together. He doesn't have enough money to go by plane. So he said, " _____ we go by train?"
- 6 A : The music is very loud.
B : _____ I turn it down?
- 7 I haven't got enough money. What _____ I do?
- 8 I haven't got a pen, but I have a pencil. _____ that do?
- 9 I like the shirt, but the colour isn't so nice. _____ I buy it, Kamal?
- 10 What did the weather forecast say? _____ it rain?
- 11 Tomorrow is Mina's birthday. What _____ you give her, Salma?
- 12 What _____ we do tomorrow?
- 13 _____ they come back tonight?
- 14 Where _____ you go now?
- 15 _____ we sit there for a while?
- 16 When _____ she know her examination results?

Revision and Test

LESSON

4



A

Fill in the gaps with will and shall.

(A dialogue between two friends in a restaurant)

Salam : What (1) you have for breakfast?

Rafiq : I think (2) have something very light, like chapati and vegetables. What about you?

Salam : I (3) have the same as you.

Rafiq : (4) we order a drink first?

Salam : OK.

Rafiq : What (5) you have, tea or coffee?

Salam : Tea (6) be fine for me.

Rafiq : Umm ... I (7) have some coffee.

Salam : I can't see waiter. Who (8) take the order?

Rafiq : (9) I call one?

Salam : Look, here's one coming.

(Now they are eating their breakfast)

Salam : What (10) we do after breakfast?

Rafiq : We (11) go to the National Museum. We (12) be there for about an hour.

Salam : How (13) we go to there?

Rafiq : By taxi. It's very easy.

Salam : But taxis are very expensive in Dhaka.

Rafiq : Then how?

Salam : (14) we go by baby taxi?

Rafiq : OK.

B

Cross out (x) the wrong form of the verb. No. 1 has been done for you.

- 1 We ~~will give~~/are giving a party on Sunday night.
- 2 It will rain/is going to rain as there are black clouds in the sky.
- 3 My friend was thirsty. So I said, "Will/Shall I get you some lemonade (লেবুর শরবৎ)?"
- 4 You and your friend are waiting for the train. There is no room in the waiting room. There is an announcement : "The train will run/is running

two hours late." Your friend says, "What will/shall we do now? Will/Shall we go to a restaurant and have some tea?"

- 5 A : I'm very tired.
B : OK. I will get/am going to get a rickshaw.
- 6 It's a nice evening. Will/Shall we go for a walk?
- 7 Oh I forgot to post the letter. It's too late now. I will post/am going to post it in the morning.
- 8 Mr Rahman has got sufficient (যথেষ্ট) experience (অভিজ্ঞতা). I'm sure he will get/is getting the job.
- 9 Jamal is sick. He won't pass/will never pass his examination.
- 10 When do you think they will be/are going to be back?
- 11 We will go/are going to Cox's Bazar next weekend.
- 12 A : I don't know how to use this camera.
B : OK. I will show/am going to show you.
- 13 A : Where are you going?
B : I will buy/am going to buy some sugar.
- 14 A : I need some writing paper.
B : OK. I will go/am going to the shop and get you some.

C



Fill in each gap with either will or am/is/are + going to

Monica : Hello Annie, It's Monica. Annie, could you join us at an Eid Reunion party at the Golden Palace next Friday?

Anie : Thanks for the invitation, Monica. I hope (1) be able to come. Oh, hang on. Umm I've an appointment with the dentist at 7 pm on the same day.

Monica : I'm sure it (2) be great fun. Most of our friends (3) come. The party (4) start at 7.30, but you can come later, because I think it (5) go on until midnight. However, the dinner (6) be at 9 pm. And we hope we (7) see you then.

Anie : I'm sorry Monica. After the dentist I have to come home because my English teacher (8) come and I (9) have some extra lessons from her.

Monica : Can't you do that tomorrow and keep Friday free?

Annie : I'm afraid I can't. Tomorrow evening I (10) study maths with my teacher. These few days I (11) be very busy, because the examination (12) be on Saturday.

Monica : OK. I (13) see you after your examination.

KEY *LESSON : 1*

A

- 1 The young man is pushing his bicycle. (push- ধাক্কা দেওয়া)
- 2 He is going to a repair shop.
- 3 a repairer.

C

- 1 c 2 a 3 d

D

- | | | |
|---------------|----------------|---------------|
| 7 will, bring | 8 will, shut | 9 will phone |
| 10 will bring | 11 will not go | 12 will, come |
| 13 won't | 14 will, be | 15 will help |
| 16 will pass | 17 will come | 18 will visit |

E

Write the answers and show them to your tutor.

KEY *LESSON : 2*

C

- 3 He is opening a debating club at school on Sunday Oct 6 at 10 am.
- 4 He is phoning a friend in Khulna on Monday Oct 7 at 1 pm.
- 5 He and the assistant head teacher are going to a meeting with chairman, Dhaka Board on Tuesday Oct 8 at 11.30 am.
- 6 The Director General and the Inspector of Schools are visiting the school on Wednesday Oct 9 at 9 am.
- 7 The students are staging a play as part of the cultural week programme on Thursday Oct 10 at 7.30 pm.
- 8 Mr Rahman is going shopping at New Market on Friday Oct 11 at 9.30 am.

- | | |
|--------------------------------------|------------------------------|
| 13 will shut | 14 am studying |
| 15 will give | 16 is watching |
| 17 are going | 18 is not working, will take |
| 19 are talking, are, speaking | 20 will eat |
| 21 am going, will not go, will, come | 22 will go |
| 23 is not raining | 24 won't |

D

Write the answer and show that to your tutor.

LESSON : 3

C

- 2 This is going to be bedroom2. We're going to buy another bed for it.
- 3 This is going to be the kitchen. We're going to buy a new oven for it.
- 4 This is going to be a bathroom. We're going to buy a basin for it.
- 5 This is going to be a waiting room. We're going to buy some chairs for it.
- 6 This is going to be the dining room. We're going to buy a dining table for it.
- 7 This is going to be a servant's room. We're going to buy a bed for it.
- 8 This is going to be a guest room. We're going to buy a bed and a chair for it.
- 9 This is going to be the sitting room. We're going to buy a set of sofa for it.

D

- | | | | | |
|---------|----------|---------|----------|---------|
| 4 will | 5 shall | 6 shall | 7 shall | 8 will |
| 9 shall | 10 will | 11 will | 12 shall | 13 will |
| 14 will | 15 shall | 16 will | | |

LESSON : 4

A

- | | | |
|----------|----------|---------|
| 1 will | 2 will | 3 will |
| 4 shall | 5 will | 6 will |
| 7 will | 8 will | 9 shall |
| 10 shall | 11 will | 12 will |
| 13 shall | 14 shall | |

B

The right form of the verbs are given below. Cross out (x) the other form of verbs in the exercise.

- | | |
|----------------------------|--------------------|
| 2 is going to rain | 3 shall |
| 4 is running, shall, shall | 5 will get |
| 6 shall | 7 am going to post |
| 8 will get | 9 won't pass |
| 10 will be | 11 are going |
| 12 will show | 13 am going to buy |
| 14 will go | |

C

- | | | |
|----------------|---------|----------------|
| 1 will | 2 will | 3 are going to |
| 4 will | 5 will | 6 will |
| 7 will | 8 will | 9 am going to |
| 10 am going to | 11 will | 12 is going to |
| 13 will | | |

Expressing Ability/Inability

UNIT

4

Objectives



On Completion of this unit you will be able to –

- express ability and inability by using 'can' and 'cannot (can't)'
- substitute 'am/is/are + able to' with 'can' and 'am/is/are + unable to' with 'can't'
- make questions with 'can' and 'can't'

Overview

LESSON 1 : Moni

LESSON 2 : Mukta

LESSON 3 : Heera

LESSON 4 : Revision and Test

ANSWER KEY

Moni

LESSON

1



A

Look at the picture and try to answer these questions orally.

- 1 Who is this girl?
- 2 Where is she going?
- 3 How is she going there?



B

Read Moni's Story.



Moni






I'm Moni. I'm a school girl. I'm a student in class 6. My school is a long way from home, about 2 kilometers. I go to school on foot. I can walk a long way and I don't get tired. I can do a lot more things.

I can skip with a rope for twenty minutes without a break. I can draw beautiful pictures, but I can't paint them. My sister, Mukta can. So she paints all my pictures. I can sing and my brother, Heera can play the 'tabla'. He can play the flute too, but he can't play the sitar. My father can, but he can't find time for it. He's a busy man. My mother can cook well, but she can't sing like me. We're a happy family, and we all love music.

C



Read and note.

I'm	:	I am	
don't	:	do not	
can't	:	cannot	
he's	:	he is	
we're	:	we are	
on foot	:	walking	
I can do a lot more things	:	I can do many things	
rope	:	skipping rope	
without a break	:	without stopping	
tabla	:	a musical instrument used for keeping rhythm,	
		তবলা	
flute	:	বাঁশি	
sitar	:	a musical instrument with strings	
play	:	বাজান eg I can play the guitar	
find time	:	get/manage time	

D



True or false? If false, give the correct information.

- 1 Moni's school is 5 kilometers from home.
- 2 She can walk a long distance without getting tired.
- 3 She can draw and paint beautiful pictures.
- 4 Mukta can paint pictures.
- 5 Heera can play the flute and the sitar.
- 6 Her mother cannot sing.

E



Read B carefully and answer the questions first orally and then in writing.

- 1 How long can Moni skip with a rope?
- 2 What is Moni's sister's name?
- 3 How does she help Moni?
- 4 What can Moni's father play?
- 5 What can't Moni's mother do?



Read these sentences carefully.

1 Moni can skip with a rope for twenty minutes.	1 She can't paint pictures.
2 Arif can ride a bicycle.	2 He can't drive a car.
3 Zareen can write a letter.	3 She can't post it.
4 Zeeshan can read English.	4 He can't read Arabic.

Now read these questions and answers :

Questions	Answers
1 Can he speak Arabic?	1 Yes, he can/No, he can't.
2 Can she write a letter?	2 Yes, she can/No, she can't.
3 Can they play tennis?	3 Yes, they can/No, they can't.

Notice the use of 'can' at the beginning of a question. Answers generally end with 'can' or 'can't'.



Read B again and make a list of things the following people can do, and can't do :

Name	can do	can't do
Moni	can walk a long way	can't paint pictures
Mukta		
Heera		
Father		
Mother		



Make questions for the following answers :

- 1 Mina can read the newspaper.
Question : Can Mina read the newspaper?
- 2 Mina can make her own dress.
- 3 He can drive a long way.
- 4 They can jump over the wall.
- 5 She can type very fast.



Now make a list of things you can do and things you can't do.

Example :

- 1 I can make my bed, but I can't make a cup of tea.
- 2



Look at the picture and answer these questions orally.

- 1 What is the girl doing?
- 2 The girl has read something very interesting in the newspaper. What do you think it is?



B



Read Mukta's story in section C and answer these questions with a tick mark (✓).

- 1 Mukta was reading
 - a) the sports news.
 - b) the political news.
 - c) an announcement in the newspaper.
- 2 Bangladesh Shilpakala Academy has organised a
 - a) painting competition.
 - b) magic competition.
 - c) musical competition.
- 3 'Juniors' means between the age of
 - a) 11 and 13.
 - b) 13 and 19.
 - c) 14 and 20.

- 4 Mukta's teacher thinks her painting is
- good.
 - fair.
 - satisfactory.
- 5 Mukta entered the competition and won the
- consolation prize.
 - first prize.
 - second prize.



C

Read Mukta's story.

MUKTA

Mukta was reading an announcement in the newspaper. It says :

PAINTING COMPETITION FOR JUNIORS

Bangladesh Shilpakala Academy has organised a painting competition for juniors, between the age of 13 and 19 to celebrate the Bengali new century - 1400. The competition will be held on May 3, 1994 at the Academy premises at 10 am.

If you can draw and paint, come and enter the competition.

Mukta jumped with excitement. She told her mother, "Mother, look here. There's a painting competition for juniors at the Shilpakala Academy. Can I go in for it?" Her mother replied with a question : "Can you draw pictures well enough for the competition?"

Mukta : Yes mother, I can draw and paint good pictures.

Mother : That's good. What sort of pictures can you draw?

Mukta : I can draw things like a village hat, a school at break, city life, a zoo, etc.

Mother : But you haven't shown me any of your pictures. Can you get some for me?

Mukta : Yes, I can. (After a few minutes she comes back with some of her pictures.) Here they are.

Mother : Hmm! That's good! . . . Ah, this is beautiful!

Mukta : My teacher says my painting is very good. So, can I enter the competition, please?

Mother : Yes, you can. Good luck!

Mukta : Thanks, mum.

Mukta joined the competition and won first prize.



Read and note.

announcement	:	informing others about a certain decision; ঘোষণা
celebrate	:	to observe; পালন করা
premises	:	আঙিনা
good enough	:	quite good
sort of	:	kind of
hat	:	হাট। গ্রামাঞ্চলে সপ্তাহে এক/দুই দিন বসে।
school at break	:	school during lunch/tiffin period
good luck	:	when we say 'good luck' to someone, we hope that he/she will be successful.



Answer the following questions first orally and then in writing.

- 1 What was Mukta excited about?
- 2 Why did the Shilpakala Academy organise the painting competition?
- 3 When & where will the competition be held?
- 4 What sort of pictures can Mukta draw and paint?
- 5 What does Mukta's teacher say about her paintings?



Read these sentences carefully. Notice how questions are made with can't.

Statement : Zareen can write with a pen, but Zeeshan can't.

Question : Can't Zeeshan write with a pen?

Statement : Asif can ride a bicycle, but can't swim.

Question : Can't Asif swim?



Now make questions from each of the following statements :

- 1 Jamal can fly kites, but he can't make one.
- 2 Maneez can speak Arabic, but he can't speak English.
- 3 Seema can recite poems, but she can't write them.
- 4 Bats can see at night, but they can't see in the daylight.
- 5 Ayesha can cook curry, but she can't cook biriyani.
- 6 Birds can fly, but they can't swim.
- 7 Salam can play football, but he can't play chess.
- 8 Rahima can sew her own dress, but she can't knit a sweater.



Now write ten sentences about yourself and your family following the pattern in section F.



A

Look at the picture and try to answer these questions orally.

- 1 What is the boy on the stage doing?
- 2 What else do you think he can play?



B

Read Heera's story.

HEERA

Heera is a student in class 9. He studies science and is good at it. He can make a lot of things with pieces of magnet, wire, wood and nails. Last year at the Science Fair he made a Burglar Alarm. It was meant to keep away burglars. It was cheap and very useful. Everybody liked it very much.

This year at the annual cultural competition at school he played the flute. Everybody enjoyed it and he won the first prize. His classmates congratulated him for his brilliant performance.

Matin : Congratulations, Heera. Your performance was excellent. How can you play the flute so well?

Heera : I've got a very good teacher. Also because I practise for at least an hour everyday.

Samad : Can you play any other instruments?

Heera : Yes, I can. I can play the 'tabla' very well, and the sitar a little bit.

Samad : I want to learn the flute. Can you help me? My uncle has brought me one from the village hat.

SSC Programme

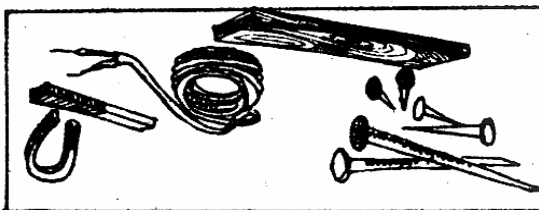
Heera : Yes, I can. Come and see me when you're free.

C



Read and note.

magnet : চুম্বক
 wire : তার
 wood : কাঠ
 nails : পেরেক



burglar alarm : an instrument with an alarm meant to inform people of a thief in the house.
 cheap : not very expensive.
 annual : yearly.
 cultural : of the culture of a country, its songs, music, poetry, etc.
 enjoyed it : got pleasure from it.
 congratulated him : thanked him for his success.
 excellent : very, very good.
 instruments : musical instruments.

D



Read B again and write 5 correct statements about Heera from the table given below. The first one is done for you :

Heera	can can't	play make sing	a lot of things the tabla very well a Burglar Alarm the sitar very well like Moni.
-------	--------------	----------------------	--

- 1 Heera can make a lot of things.
- 2
- 3
- 4
- 5

E



Now read B again and answer the following questions first orally and then in writing.

- 1 Which class is Heera in?
- 2 What is he good at?
- 3 What does he need to make different things for the Science Fair?
- 4 What happened at the annual cultural competition this year?
- 5 Why can he play the flute so well?
- 6 Where did Samad get the flute from?



Read these sentences carefully.

- 1 a Shimul **is able to** paint beautiful pictures.
b Shimul **can** paint beautiful pictures.
- 2 a The horse **is able to** run fast.
b The horse **can** run fast.
- 3 a Rahim **is unable to** speak.
b Rahim **can't** speak.
- 4 a Ayesha **is unable to** do hard work.
b Ayesha **can't** do hard work.

In all these sentences we find two ways of saying the same things : is able to/can, and is unable to/can't.



Now rewrite these sentences using can/can't.

- 1 Hanif is able to play cricket very well.
- 2 Seema is unable to prepare good Chinese dishes.
- 3 Rina is unable to carry such a big load.
- 4 Tariq is able to get a good job.
- 5 Nira is able to do all the washing.
- 6 Adeeb is unable to drive the car.
- 7 Rahat is unable to write stories.
- 8 The monkey is able to jump from one tree to another.




Read the chart carefully and make ten true sentences about yourself using can/can't.

1 write with both hands	2 draw picture	3 drive a car	4 ride a bicycle	5 sew a button on my dress/shirt
6 work with a computer	7 cut a pineapple	8 skip with a rope	9 cook chicken curry	10 walk a long way very easily

Example :

- 1 I can't write with both hands.
- 2
- 3
- 4
- 5
- 6
- 7
- 8
- 9
- 10



A


Maneez is a little boy of 8. He is member of a circus. He can do a lot of things. But there are certain things he can't do.

Now look at the pictures below and write sentences about the things Maneez can do, and the things he can't do.


can do



1 swim for hours at a time




3 carry a ball on his head without using his hands



5 roll in a drum

can't do




2 ride a monocyte



4 walk on a rope




6 pass through a ring of fire.




7 get on his father's shoulder while he is riding a bicycle



8 walk on a pair of stilts



9 stand on his head with his legs in the air



10 carry a table with his legs up



B

Look at the statements in section A about things Maneez can do, and things he can't do. Now make five questions with can and five with can't about Maneez.

Example :

can		can't			
1	Can Maneez swim for hours at a time?	1	Can't	Maneez	ride a monocyte?
2		2			
3		3			
4		4			
5		5			

C

Suppose you are a new student in a college. You want to know your friend better. Ask her/him six questions with can and six questions with can't.

Example :

- 1 Can you write poems ?
- 2
- 3
- 4
- 5
- 6

D

Rewrite the following sentences using can and can't instead of the phrases underlined.

- 1 Moni is able to skip for a long time.
- 2 Jamal is able to sing like TV singers.
- 3 The doctor is unable to understand the patient.
- 4 The patient is unable to express her feelings.
- 5 Shuman is able to use the camera.
- 6 Bangladesh is able to hold international games.
- 7 Sheila is unable to travel by bus.

E

Now write ten sentences about yourself mentioning the things you can do, and things you can't do.

KEY LESSON : 1**A**

- 1 This is a school girl.
- 2 She is going to school.
- 3 She is going to school on foot.

D

- 1 False. About 2 kilometers.
- 2 True.
- 3 False. She can only draw pictures but she can't paint.
- 4 True.
- 5 False. He can play the tabla and the flute, but not the sitar.
- 6 True.

E

- 1 Moni can skip with a rope for twenty minutes without a break.
- 2 Mukta.
- 3 She paints all the pictures that Moni draws.
- 4 He can play the sitar.
- 5 She can't sing like Moni.

G1

Name	can do	can't do
Mukta	can paint pictures	can't sing.
Heera	can play the tabla and the flute	can't play the sitar.
Father	can play the sitar	can't find time to play the sitar regularly.
Mother	can cook well	can't sing like Moni.

G2

- 2 Can Mina make her own dress?
- 3 Can he drive a long way?
- 4 Can they jump over the wall?
- 5 Can she type very fast?

KEY LESSON : 2**A**

- 1 The girl is talking to her mother in the bedroom with a newspaper in her hand.
- 2 The girl has read an advertisement in the newspaper about a painting competition which she could enter.

B

- 1 (c) 2 (a) 3 (b) 4 (a) 5 (b)

ع

- 1 Mukta was excited about the painting competition.
- 2 The Shilpakala Academy organised the competition to celebrate the Bengali new century- 1400.
- 3 The competition will be held at the Shilpakala Academy premises on May 3, 1994.
- 4 Mukta can draw and paint different types of pictures like a village hat, a school at break, city life, a zoo, etc.
- 5 Mukta's teacher says that her painting is very good.

ع

- 1 Can't Jamal make kites?
- 2 Can't Maneez speak English?
- 3 Can't Seema write poems?
- 4 Can't bats see in the daylight?
- 5 Can't Ayesha cook biriyani?
- 6 Can't birds swim?
- 7 Can't Salam play chess?
- 8 Can't Rahima knit a sweater?

🔑 LESSON : 3**أ**

- 1 He is playing the flute.
- 2 He can perhaps play the tabla, mouth organ, harmonium, etc.

ب

- 2 Heera can make a Burglar Alarm.
- 3 Heera can't sing like Moni.
- 4 Heera can play the sitar very well.
- 5 Heera can't play the tabla very well.

ع

- 1 Heera is in class 9.
- 2 He is good at Science.
- 3 To make different things for the Science Fair he needs things like pieces of magnet, wire, wood and nails.
- 4 At the annual cultural competition this year Heera played the flute and won the first prize.
- 5 Heera can play the flute very well because he has a very good teacher to help him, and also because he practises for an hour everyday.
- 6 Samad's uncle brought him a flute from the village hat.

س

- 1 Hanif can play cricket very well.
- 2 Seema can't prepare good Chinese dishes.
- 3 Rina can't carry such a big load.
- 4 Tariq can get a good job.
- 5 Nira can do all the washing.

- 6 Adeeb can't drive the car.
- 7 Rahat can't write stories.
- 8 The monkey can jump from one tree to another.

G

Write the answers and show them to your tutor.

LESSON : 4

A

- 1 Maneez can swim for hours at a time.
- 2 He can't ride a monocycle.
- 3 He can carry a ball on his head without using his hands.
- 4 He can't walk on a rope.
- 5 He can roll in a drum.
- 6 He can't pass through a ring of fire.
- 7 He can get on his father's shoulder while he is riding a bicycle.
- 8 He can't walk on a pair of stilts.
- 9 He can stand on his head with his legs in the air.
- 10 He can't carry a table with his legs up.

B

- 2 Can Maneez carry a ball on his head without using his hands? Can't he walk on a rope?
- 3 Can he roll in a drum? Can't he pass through a ring of fire?
- 4 Can he get on his father's shoulder while he is riding a bicycle? Can't he walk on a pair of stilts?
- 5 Can he stand on his head with his legs in the air? Can't he carry a table with his legs up?

C

Some examples :

- 1 Can you sing?
- 2 Can you dance?
- 3 Can you drive a car?
- 4 Can't you stay at home all by yourself?
- 5 Can't you give her some money?
- 6 Can't you buy a new watch?

D

- 1 Moni can skip for a long time.
- 2 Jamal can sing like TV singers.
- 3 The doctor can't understand the patient.
- 4 The patient can't express her feelings.
- 5 Shuman can use the camera.
- 6 Bangladesh can hold international games.
- 7 Sheila can't travel by bus.

E

Write the sentences and show them to your tutor.

Making Requests/Asking and Giving Permission

UNIT 5

Objectives



On Completion of this unit you will be able to –

- use 'can' and 'could' to ask for permission and make requests
- give or refuse permission and respond to requests

Overview

- LESSON 1 : Planning a Picnic**
LESSON 2 : Nishu and Her Bag
LESSON 3 : Patenga Beach
LESSON 4 : Revision and Test

ANSWER KEY

Planning A Picnic


LESSON

1



Look at the picture and try to answer these questions orally.

- 1 What can you see in the picture?
- 2 Would you like to go to a picnic?
If yes, where and when would you go?



B

Read the story carefully.

PLANNING A PICNIC

Maliha and Saleha are good friends. They are in the same class. They visit each other at weekends. On one such occasion when Saleha was on her way to Maliha's place, she saw a bus parked on one side of the road. The banner on it read :

Home Economics College, Dhaka

Annual Picnic

Venue : Kotbari, Comilla

Date : Dec. 25, 1994

That gave her an idea.

At Maliha's house the two friends sat and talked over a cup of tea.

- Saleha : Maliha, I find life boring.
Why don't we do something?
- Maliha : That's right. Do you have anything interesting in mind?
- Saleha : Yes, how about a picnic?
- Maliha : That's a good idea. Where?
- Saleha : Say, Sonargaon, we'll fix all that up in school.
- Maliha : But first, I must get my mother's permission.
- Saleha : Right, I must do the same.

A few days later, before going to school Maliha talked to her mother about it.

- Maliha : Mother, our class is planning to go for a picnic next Friday.
Can I join them?
- Mother : Where will you be going?
- Maliha : To Sonargaon. We want to visit the museum there.
- Mother : Will your teachers be going too?
- Maliha : Yes mother, all our teachers. Class 9 students also want to come along. So it's a combined picnic for Classes 9 and 10.
- Mother : All right. You can go.

C



Read and note.

- weekends : the end of every week,
i.e. Friday in our country.
- on one such occasion : on an occasion like this, i.e. on a Friday.
- Maliha's place : Maliha's house.
- a bus parked : a bus waiting/stopped.
- banner : A piece of cloth on which a slogan or some information is written (or a picture).
- annual : yearly.
- venue : place where something happens.
- over a cup of tea : while having a cup of tea.
- boring : uninteresting, বিরজিকর, একঘেঁয়ে
- How about ...? : a way of proposing an idea.
- say : suppose.
- Can I join them? : a good way of asking (for) permission.
- combined : joined together.



Read B again and choose the correct answer.

- 1 Maliha and Saleha visit each other
 - a) every month.
 - b) at the weekends.
 - c) everyday.

- 2 One day, on her way to Maliha's house, Saleha saw
 - a) a bus parked on one side of the road.
 - b) an accident between a car and a bus.
 - c) some people carrying a banner.

- 3 It was Saleha who proposed that
 - a) she and Maliha should go shopping.
 - b) Maliha should get her mother's permission.
 - c) they should go for a picnic.

- 4 The school picnic was supposed to be held at
 - a) Kotbari, Comilla.
 - b) Home Economics College, Dhaka.
 - c) Sonargaon, Dhaka.

- 5 The first thing the two girls must do about going for a picnic is to
 - a) get their mother's permission.
 - b) select a date and venue for the picnic.
 - c) decide on what they should wear.

- 6 The reason for selecting Sonargaon as a venue for the school picnic is that
 - a) many students live around that place.
 - b) the students want to visit the museum there.
 - c) it is not far from school.



Read B again and answer the questions first orally and then in writing.

- 1 How have Maliha and Saleha become good friends?
- 2 Where were the students of Home Economics College going?
- 3 Where did Maliha and Saleha make the final plan for the picnic?
- 4 When will they go for a picnic?
- 5 What made Maliha's mother give her daughter permission to go for the picnic?



Read the sentences carefully.

	Situation	Asking for permission	Reply
1	Rehana wants to have chocolate. She asks her mother	Mother, can I have a chocolate, please?	No, you can't.
2	Sajan wants to go to his friend's birthday party. He asks his mother	Mother, Can I go to Asif's birthday party?	Yes, you can.
3	Mita wants to borrow her friend's pen. She asks	Can I borrow your pen, please?	Yes, you can.
4	Raihan wants to play with a knife. He asks his father	Father, can I play with this knife?	No, you can't.
5	Abed wants to use his boss, Mr Rahman's calculator. He asks	Could I use your calculator, sir?	Yes, you can.
6	The students of Class 8 want to use their classroom after school hours for music lessons. They ask the headmistress	Madam, could we use our classroom after school hours for music lessons please?	No, you can't.
7	Mr Huq's neighbour is suddenly ill. Mrs Jamal wants to take him to hospital immediately. But she can't get an ambulance or any public transport. So Mr. Huq's permission to use his car.	Mr huq, could we use your car, please, to take Mr Jamal to hospital?	Yes, you can.

In the situations given above notice how **Can I/ Could I/we** is used to take permission and to give or refuse permission. In both cases the answer is **Can/Can't, i.e., Yes, you can/No, you can't.**



Read the situations below. Use Can I/ Could I to ask for permission / make requests and give appropriate answers with Yes/No.

- Luna wants to give her skipping rope to her friend, Kanta. She asks her mother
- Rana wants to borrow his friend Jamil's motorbike. He asks
- Maneez wants to make a phone call from Mr Rahman's office. He says
- Jafar wants to have a cup of tea. He says
- Seema wants to go to the Cinema. She asks her mother



Write five situations in your daily life in which you need to get permission using can/could. Also write appropriate answers.


Nishu and Her Bag

LESSON

2



Loot at the picture. Say the names of all the objects/things you can see in it.



Read Nishu's story carefully.

Nishu was travelling by train from Dhaka to Chittagong. She was carrying a big suitcase and a bag of gifts for her mother, four brothers and three sisters. She had come from New York, USA to attend the wedding of her younger brother, Maqsood.

The train started moving. Nishu could see the trees, the green paddy fields and some little boys fishing. They all seemed to run in the opposite direction. Nishu wanted to be a little more comfortable. She could not find room for her feet because her bag was in the way. She tried to move it, but it was too heavy. She asked the man on the other seat to help her.

"Excuse me. Please could you put my bag on the upper berth, there?" she said. The man readily agreed "Sure", he replied. Then he lifted the bag up and put it on the berth. Nishu thanked him and asked his name. "Kamal", he said.

Nishu and Kamal talked for quite some time. At one stage of their conversation, they discovered they were related. Kamal was a distant cousin to Nishu. He was a close friend of her uncle, Eshan. He asked Nishu, "Could you give me Eshan's address please, I haven't seen him for ages".

"Oh sure", came the prompt reply. Nishu then took out her diary from her bag and gave him the address.

C



Read and note.

upper berth	:	in a railway compartment it is the upper seat on which people sleep on night journeys.
readily	:	immediately/without discussion
lifted the bag up	:	ব্যাগটি উপরে তুলেন।
conversation	:	আলাপচারিতা
discovered	:	came to know/found out
prompt	:	quick
for ages	:	for a very long time

D



Read Nishu's story in section B and write T for true, and F for false statements. If false, give the correct answer.

- 1 Nishu was travelling from Dhaka to Sylhet.
- 2 She was carrying a big suitcase and a handbag.
- 3 She had come to attend the wedding of her elder brother, Maqsood.
- 4 Nishu asked Kamal to help her with her bag.
- 5 Kamal asked for Nishu's address.

E



Read the story in section B and rearrange these sentences in the correct order.

- 1 They talked for some time.
- 2 Nishu wanted to be a little more comfortable, but she couldn't because of her bag.
- 3 Kamal asked for Eshan's address.
- 4 The train started moving.
- 5 Nishu took out a diary from her bag and gave him the address.
- 6 She asked for help.
- 7 Through the window Nishu could see a lot of things that seemed to run in the opposite direction.
- 8 The man on the other seat helped her put her bag on the upper berth.
- 9 They discovered that they were related.
- 10 Nishu asked the man his name and he replied, "Kamal".



Read the following situations and requests carefully.

Situations		Requests
1	Mr Zaman wants to find out at a bank counter if five taka notes will be banned. The man at the counter replies with a request.	Could you find it out from the head office, please?
2	A newcomer in Jhenidah wants to know the way to the post office.	Could you tell me the way to the post office, please?
3	A lady is looking for the principal's room. She asks the college bearer.	Excuse me, could you please show me the principal's room?
4	A student in class 5 is not feeling well. He goes to the Headmaster and says,	Sir, could you please phone my mother and ask her to come and take me home?

In the situations given above we notice how polite requests are made to people (strangers, seniors/bosses etc.). Notice also the use of **please** with **could you ...** '.



Now make requests for the situations given below :

Situations :

- 1 Badal is a newcomer in Rangpur. He wants to know the way to Carmichael College.
- 2 Rokeya has arranged a party for her colleagues. She wants Seema to phone Mr Salam and find out if he will be coming.
- 3 Mrs Hussain is a doctor. She isn't at home when the fish vendor comes. She requests Mrs Khan, her neighbour, to buy some fish for her.
- 4 A little boy is suffering from a breathing problem. His mother asks the doctor if he could give her son medicine for his cold.
- 5 A concerned father asks the class teacher to show his son's exercise book to him.



G

*Read the last three paragraphs of the text in **B** and find out the situations and the language used to make requests and give answers.*



S

Now think of five situations in your life in which you made requests to others. Use 'Could you, please . . . ?' and the answers.


Patenga Beach

LESSON

3



A Think of a visit to the sea-side/beach. Look at the flower below and fill in the petals with words related to the sea shore/beach. One is done for you.



B

Read the story carefully.

PATENGA BEACH

Nishu and her family went to spend an evening at Patenga Beach in Chittagong. They were a big group of ten – five grown-ups, three teenagers, and two children, Saif and Sama. Their mother Sakina and father



Latif were also in the group. Nishu's sister Mita and her two sons, Yusuf and Yunus, were also with them. The two boys took their football and started playing with it on the smooth, sandy beach. Saif and Sama started running, and their mother also ran with them. Nishu, Mita and her husband walked close to the water. They enjoyed the sea wind. Their noses became cold and their lips felt dry. The waves washed their feet, giving them a pleasant feeling.

The beach was crowded with visitors in colourful clothes. Nishu looked at the people around her, and then she looked at the blue waters of the Bay of Bengal. She turned to her sister and said, "Mita, look at the ships over there. Don't they look like paper boats floating on a big tub?" Mita was cracking peanuts. She offered some to Nishu and her husband. She replied, "Yes, they do, especially against the horizon. Why don't you write a poem about them?" Mita's husband, Kaiser added, "Yes Nishu, can you write a poem for me, please? "I'll frame it and think of you when you're not with us". Nishu smiled and replied, "I'll try to do what you ask". Then she added, "But you'll have to do what I want first". "What is it?" asked Kaiser. "Can you take a picture of the two of us against the setting sun, and another picture of the crabs running in and out of their holes?" requested Nishu. "Certainly, my camera is loaded, and I can take as many pictures as you want," replied Kaiser. Nishu thanked him.

C



Read and note.

grown-ups	: adults
teenagers	: peoples whose age is between 13 and 19
smooth	: not rough, like silk
pleasant	: good
big tub	: a large vessel, usually round, used for washing clothes or giving babies a bath.
cracking peanuts	: চিনাবাদাম ভাঙা
horizon	: seem to meet
crabs	: কাঁকরা
loaded	: It means here : the camera now contains a new reel of film.

D



Read B and choose the best answer.

- Nishu and her family went to Patenga Beach to spend
 - a weekend.
 - an evening.
 - a holiday.
- The ten people in the group are
 - 3 grown-ups, 5 teenagers and 2 children.
 - 4 grown-ups, 3 teenagers, and 3 children.
 - 5 grown-ups, 3 teenagers, and 2 children.
- Saif and Sama are the children of
 - Sakina and Latif.
 - Mita and Kaiser.
 - Misha and Khokon.

- 4 The sea wind felt cold. This is clear from the sentence
 a) 'They enjoyed the sea wind.'
 b) 'Their noses became cold and their lips felt dry'.
 c) 'The waves washed their feet'.
- 5 Patenga Beach stands on the
 a) Indian Ocean.
 b) River Padma.
 c) Bay of Bengal.
- 6 Mita and Kaiser requested Nishu to
 a) write a poem.
 b) take a picture.
 c) tell them an interesting story.
- 7 'Can you take a picture of the two of us?' Here "the two of us" means
 a) Sakina and Latif.
 b) Yunus and Nishu.
 c) Mita and Nishu.



E

Answer these questions first orally and then in writing.

- 1 Nishu went to Patenga Beach in a group of ten people. Who were the other nine people in the group?
- 2 Who are Yusuf and Yunus? Which age group do they belong to?
- 3 What did Mita offer Nishu and Kaiser?
- 4 What two pictures did Nishu request Kaiser to take?
- 5 Did Kaiser do what she asked?



F

Read these sentences carefully.

- 1 Can you shut the window, please?
- 2 Rabeya, can you give me a cup of tea?
- 3 Can you wait till I come back?
- 4 Can you go to the bank and pay my electricity bill?

Notice the use of **can** to make requests in the sentences above. In sentence 1, the word, **please** is used to make the request seem more polite. The other three sentences without please are also requests. Can you is used to make requests in informal situations when the answer expected is more positive.

*Go back to section **B** and find out the language used to make requests. How many requests can you find in the text? Write them down.*



9

Read the following situations and make requests for each case. Use Can you ...?

Situations :

- 1 Shaheen asks her husband to take their baby, Tania, for a walk.
- 2 Novera asked her friend to come to the party at 5:00 so that they could finish the rest of the work together.
- 3 Amreen asks her brother Shayer to turn off the TV.
- 4 Russel asks his mother for a ten taka note.
- 5 Naveed asks Zeeshan to bring his football for the game.
- 6 Sameer wants Naushad to show him his album.
- 7 Tilat wants to learn from Zeba how to prepare egg noodles.

Example :

- 1 Can you take Tania for a walk?
- 2
- 3
- 4
- 5
- 6
- 7



5

Now make five requests with Can you ...? to your parents and friends. Write them down.

Revision and Test

LESSON

4

A



For each of the following situations use Can I or Could I/We to ask and to give or refuse permission.

- 1 After the party Zareen wants to open her presents. She asks her mother
- 2 Kamran wants to go out and play football. He asks his mother
- 3 Bela wants to wear her mother's saree at the wedding party. She asks her mother
- 4 Shaila wants to borrow her friend's pencil. She asks her friend
- 5 Meher wants to take Tameem to her friend's place. She asks Tameem's mother for permission
- 6 Mr Hasan asks permission from the Chairman to start the meeting. He says

B



Use Could you/Can you to make requests in the following situations. Also give appropriate answers.

- 1 Mr Matin asks his neighbours to stop shouting at each other.
- 2 Mrs Matin looked at her son's report card and found some problems with certain marks. She requested the Headmaster to show her his maths and English answer scripts.
- 3 Sureya and Mr Brown will both attend a meeting in the evening. Sureya asks Mr Brown to pick her up at 5:00. Mr Brown agrees.
- 4 Shezan is listening to very loud music. Ali is studying for his exams. So he asks Shezan to turn down the volume (sound). Shezan refuses.
- 5 Use the situations in '4', but this time Ali's father is making the same request to Shezan's father who agrees to turn down the volume.
- 6 Zeeshan's mother asks him to get her a pen and some paper.
- 7 The Rahmans are going to spend their winter holidays in Cox's Bazar. They ask their neighbour, Tareque to look after their house till they come back. Tareque agrees.
- 8 Asif and Arif are fighting for a balloon. Asif has snatched Arif's balloon. Their mother asks Asif to give it back to Arif. Asif refuses.

KEY *LESSON : 1*

A

- 1 A road. A girl on a rickshaw, and a picnic bus on the other side of the road. A queue of girls getting on the picnic bus.
- 2 Yes, I would. I would like to go to _____ this winter.

D

- 1 b 2 a 3 c 4 c 5 a 6 b

E

- 1 Maliha and Saleha are both in the same class. So they meet each other in class everyday and have become good friends. They meet each other at the weekends too.
- 2 The students of Home Economics College were going for a picnic to Kotbari, Comilla.
- 3 Maliha and Saleha made the final plan for the picnic with their teacher and others in school.
- 4 They will go for a picnic next Friday.
- 5 Maliha's mother gave her daughter permission to go for the picnic when she heard that her teachers would be going to the picnic too.

G

- 1 Mother, can I give Kanta my skipping rope?
— Yes, you can.
- 2 Jamil, can I borrow your motorbike please?
— No, you can't.
- 3 Could I use your telephone please?
or
Could I make a phone call please?
— Yes, you can.
- 4 Can I have a cup of tea please?
— Yes, you can.
- 5 Mother, can I go to the cinema please?
— No, you can't.

5**Some examples :**

- 1 Mother I'm going to school. Can you give me some money?
— No, I can't.
- 2 This curry is testless. Can you pass me the salt?
- 3 Sir, my pen is not working. Could I borrow your pen please?
— Yes, you can.
- 4 Excuse me, could you tell me the way to the post office please?
— Yes, I can.
- 5 Can I have some hot water for a bath?
— No, you can't. Wait till I finish cooking.

KEY **LESSON : 2****A****Suggested answer :**

In the picture I can see a young lady, a young man and some other passengers in a railway compartment. Through the window we can see a few trees and paddy field.

B

- 1 F. Dhaka to Chittagong
- 2 T.
- 3 F. Younger brother.
- 4 T.
- 5 F. For Ehsan's address.

C

(Sentences rearranged according to sequence)

- 1 The train started moving.
- 2 Through the window Nishu could see a lot of things that seemed to run in the opposite direction.
- 3 Nishu wanted to be a little more comfortable, but she couldn't because of her bag.
- 4 She asked for help.
- 5 The man on the other seat helped her put her bag on the upper berth.
- 6 Nishu asked the man his name and he replied, "Kamal."
- 7 They talked for sometime.
- 8 They discovered that they were related.
- 9 Kamal asked for Ehsan's address.
- 10 Nishu took out a diary from her bag and gave him the address.



- 1 Excuse me. Could you please tell me the way to Carmichael College?
- 2 Could you please ring up/phone Mr Salam and find out if he will be coming?
- 3 Could you please buy some fish for me?
- 4 Could you please give my son some medicine for his cold?
- 5 Could you please show me his exercise book?



(On two situations requests are made)

- 1 Nishu wanted to put her bag on the upper berth but she couldn't because it was too heavy. So she asked Kamal, "Excuse me. Could you please put my bag on the upper berth, there?"
- 2 Kamal wanted to know the address of his friend, Ehsan's address? So he asked Nishu, "Could you please give me Ehsan's address? I haven't seen him for ages".



Do your work and show it to your tutor.

LESSON : 3



(Other words related to the sea-side are)

sand	sea	wind	roar
waves	sea shells	crabs, etc.	



1 b 2 c 3a 4b 5 c 6a 7c



- 1 The other nine people who went to Patenga Beach with Nishu were Sakina, Latif and their two children, Saif and Sama, Mita, her husband Kaiser and their two sons, Yusuf and Yunus. The other person whose name is not mentioned in the story is perhaps another teenager who is a friend of Yusuf and Yunus, because "three teenagers" are mentioned in the story.
- 2 Yusuf and Yunus are the sons of Nishu's sister Mita and her husband Kaiser. Yusuf and Yunus are teenagers.

- 3 Mita offered some peanuts to Nishu and Kaiser.
- 4 The two pictures that Nishu asked her brother-in-law, Kaiser to take were :
 - a) a picture of Nishu and her sister, Mita against the setting sun, and
 - b) a picture of the crabs running in and out of their holes.
- 5 Yes, he did.



Requests made in the story are :

- Kaiser asked Nishu to write a poem for him. He said, 'Can you write a poem for me, please?'
- Nishu asked Kaiser to take two pictures : one of her with her sister, and one of the crabs. She said, "Can you take a picture of the two of us against the setting sun, and another of the crabs running in and out of their holes?"



- 2 Can you come to the party at 5:00 so that we can finish the rest of the work together?
- 3 Shayer, can you turn the TV off?
- 4 Mother, can you give me a ten taka note?
- 5 Zeeshan, can you bring your football for the game?
- 6 Naushad, can you show me your album?
- 7 Zeba, can you show me how to prepare egg noodles?



Do your work and show it to your tutor.

LESSON : 4



- 1 Mother, can I open my presents now?
 - Yes, you can.
- 2 Mother, can I go out and play football?
 - No, you can't. It's too early.
- 3 Mother, can I wear your saree at the wedding party please?
 - Yes, you can, but see that you don't spoil it.
- 4 Can I borrow your pencil please?
 - No, you can't. I'm using it.

- 5 Can I take Tameem to my friend's place?
— Yes, you can.
- 6 Sir, could we start the meeting now?
— Yes, please.



- 1 Could you please stop shouting at each other?
— All right.
- 2 Could you show me my son's Math and English answer scripts please?
— No, I can't. It's against school rules.
- 3 Mr Brown, could you pick me up at 5:00 for the meeting please?
— Yes, I can.
- 4 Shezan, can you listen to the music quietly? I'm studying for my exams.
— No. I can't.
- 5 Could you ask your son to turn down the volume? My son is studying for his exams.
— Yes, all right.
- 6 Zeeshan, can you get me a pen and some paper?
— Yes, I can, mother.
- 7 Tareque, can you look after our house till we come back from Cox's Bazar?
— Yes, I can.
- 8 Asif, can you give the balloon back to Arif?
— No. I found it under the bed.

Expressing Obligation/ Compulsion

UNIT

6

Objectives



On Completion of this unit you will be able to –

- express compulsion using 'must' and 'mustn't'
- use 'should' and 'shouldn't' to express obligation
- use 'have to' in different tenses to express obligation and to make negative sentences.

Overview

LESSON 1 : A Bicycle for Maneez

LESSON 2 : Tara's Garden

LESSON 3 : Sewing a New Dress

LESSON 4 : Revision and Test

ANSWER KEY

A Bicycle for Maneez

LESSON

1

A



Look at the picture and answer these questions orally. Then read the story.

- 1 What is the mother doing?
- 2 What is the boy doing?
- 3 Why is he doing so?



A Bicycle for Maneez



Maneez always wanted to have a bicycle of his own. Most of his friends have their own bicycles. They sometimes let him use theirs, and sometimes don't. That often gets him down.

One day after breakfast when his mother was busy making a shopping list, Maneez hugged her from behind and softly made a request.

Maneez : Mother, can I ask you for something?

Mother : Yes, you can. Now, what is it?

Maneez : Can you buy me a good bicycle? All my friends have their own.

Mother : Yes, I'll buy you one, but on one condition.

Maneez : What is it, mother?

Mother : You must study hard.

Maneez : I am studying hard, mother.

Mother : It's not enough. I've seen your progress report. You must try hard to do better.

Maneez : OK mother. I'll try, but you must buy me the bicycle.

Mother : All right. But from now on you mustn't waste any time.

Maneez went back to his studies. He thought of what his mother said. Then he concentrated on his studies.

B



Read and Note.

- gets him down : make him feel bad about something
- shopping list : a list of things to be bought
- hugged : hold somebody tight to show love and affection
- waste : make no use of, অপচয় করা

C



Match the phrases in Column A with those in Column B.

A	B
1 Maneez wanted to	a but on one condition
2 Most of his friends	b have a bicycle of his own
3 Maneez hugged his mother	c have their own bicycles
4 He requested his mother	d and softly made a request
5 She agreed to buy him a bicycle	e to buy him a good bicycle

eg.

1(b) Maneez wanted to have a bicycle of his own.

- 2
- 3
- 4
- 5

D



Answer the following questions first orally and then in writing.

- 1 Maneez often feels sad. What gets him down?
- 2 What did Maneez do before asking his mother for a bicycle?
- 3 What condition did his mother make?
- 4 How did he respond to his mother's condition?

E







Read the following sentences carefully.

- 1 Shad, you **must** go to bed now.
- 2 Zeba, you **mustn't** sleep in the classroom.
- 3 I **must** go to school and collect a copy of the admission form.
- 4 Rahima **mustn't** eat chocolates everyday.
- 5 You **must** check your ticket before you get on the train.

'Mustn't' can be used to give strong advice or orders to people.




Now look at the pictures and write a sentence with 'must' and a sentence with 'mustn't' against each of these pictures. (use any persons, I, you, he, she, we, they)



10

11

12



f Read section B and find sentences with 'must'.



g Now write ten sentences about yourself. Use must/mustn't.

Examples :

- 1 I must study now.
- 2 I mustn't study late at night.
- 3
- 4
- 5
- 6
- 7
- 8
- 9
- 10

Tara's Garden

LESSON

2



Look at the picture and answer the questions first orally and then in writing.

- 1 Identify the owner of this garden.
- 2 What should you do to make a beautiful garden?



B

Read the story carefully.

TARA'S GARDEN

Tara is a university student of botany. She loves her subject and enjoys studying it. In class she learns about the structure and nature of plants. At home she spends a lot of time gardening as it is her hobby. Her parents and younger sister, Sara, spend their evenings in the garden too. She has a very good collection of flowers, and they make her garden bright and colourful.

The other day her father, Mr Mansur Ahmed, brought her a *krishnachura* sapling and some young rose plants. Tara was very happy to get them. She thanked her father and put the plants against the wall. She told Sara not to play near her plants. Then she went to get her gardening tools to plant them. When she came back she found one of her young rose bushes lying on the earth. It was crumpled and damaged. She was so upset to see this that she asked her mother in a very harsh tone,

"Mother, how did this happen?"

"It must be Sara. She was playing there," said her mother. Tara looked at her sister angrily and sat down near her plants. Her eyes were full of tears. She tried to straighten the leaves and fix the bent stem.

Sara looked at her sister helplessly, not knowing what to do. Her mother said to her, "Sara, you should say sorry to your sister. You shouldn't run carelessly. Why did you go near the plants?" Sara turned to her mother and said, "Mother, I didn't mean to hurt her plants. I was just running after a butterfly." "All right, now go and say sorry to her," said her father.

"Sorry sister, I won't do it again," said Sara.

Tara was still in tears and she turned her face away. Sara then complained, "Father, she's still angry with me." Mr Ahmed then walked up to Tara, patted her, and said, "You should forgive your sister. She didn't mean to hurt your plants. You shouldn't make her feel more guilty." Tara looked up and gave her sister a smile.

C



Read and note.

botany	: a science subject that studies the structure and nature of plants
collection of flowers	: varieties of flowers collected from different sources
sapling	: young tree (চারা)
young rose bushes	: গোলাপের চারা
gardening tools	: instruments for gardening
crumpled	: crushed into folds (দোমড়ানো, মোচড়ানো)
upset	: mentally disturbed (মানসিকভাবে বিচলিত, বিপর্যস্ত) sad and angry
harsh tone	: rough voice (কর্কশ স্বর)
patted her	: touched her with open hand to show love and affection
guilty	: showing or feeling that one has done wrong



D i

Read B (first two paragraphs only) and choose the correct answer.

- Tara is a student of
 - botany.
 - zoology.
 - chemistry.
- The word, 'botany' means-
 - the study of boat building.
 - the study of plants.
 - the study of animals.
- Tara's garden looks
 - just green.
 - dull and colourless.
 - beautiful and colourful.
- Mr Ahmed brought Tara
 - a pine sapling and some young sunflower plants.
 - a mango sapling and some young marigold plants.

c. a krishnachura sapling and some rose plants.

5 When Tara came back to the garden she found one of her young rose plants

- a. cut to pieces.
- b. damaged and not straight.
- c. very stiff and straight.



ii

Read the last two paragraphs of the story and answer the following questions.

- 1 Why did Sara's mother ask her to say sorry to her sister, Tara?
- 2 How did the young rose bush get crumpled and damaged?
- 3 How did Tara react when Sara said sorry to her?
- 4 What did Mr Ahmed say to Tara about forgiveness?
- 5 Did Tara finally forgive her sister?



E

Now Read these sentences carefully.

- 1a You **should** say sorry to your sister.
- 1b You **shouldn't** run carelessly.
- 2a You **should** forgive your sister.
- 2b You **shouldn't** make her feel more guilty.
- 3a You've been coughing a lot recently. You **should** see the doctor.
- 3b You **shouldn't** smoke so much.
- 4a I think the Government **should** do something about this.
- 4b I think we **shouldn't** have frequent strikes.
or
- 4c I don't think we **should** have frequent strikes.
- 5a I think we **should** invite Imran to the party.
- 5b I think we **shouldn't** tell him it's my birthday.
or
- 5c I don't think we **should** tell him it's my birthday.

In sentences 1, 2 & 3 'should' and 'shouldn't' are used to advise somebody; and in sentences 4 & 5 they are used to give an opinion (মতামত).

Remember **should** is not as strong as **must**.

eg.

- 1 We **should** cut our nails. (weak)
- 2 You **must** cut nails. (strong)
or
- 3 We **shouldn't** throw waste materials (আবর্জনা) around. (weak)
- 4 You **mustn't** throw waste materials around. (strong)



f i

You are giving advice to a friend. Read the following situations and write sentences with should/shouldn't.

Example :

your friend is always coughing because he smokes too much. Advise him to stop smoking.

— You should stop smoking.

or

You shouldn't smoke.

- 1 Your friend has the habit of biting his nails. Advise him not to do so.
- 2 Your friend rides his bicycle at night without lights. You think this is dangerous. Advise him to fix the lights.
- 3 Your friend uses a safety pin to clean his teeth. You think this is dangerous. Advise him not to do so.
- 4 Your friend has a sore throat. Advise him to gargle with hot water.
- 5 Your friend has a backache, but she works in the kitchen for too long. Advise her not to work in the kitchen for so long.



f ii

This time give your opinion about something.

Use 'I think should/shouldn't

or

'I don't think should

Example :

a. Barek has just been offered a job. You think it would be a good idea for him to accept it.

— I think Break should accept the job.

b. Habib wants to reach the airport at least two hours before the plane arrives. You don't think it is necessary for him to reach the airport that early.

— I don't think you should go to the airport that early.

- 1 You think it would be a good idea for all motorists to wear seat belts.
- 2 You don't think it would be a good idea for Zareen to go out alone.
- 3 Zeeshan always catches cold. You think it is a good idea for him to keep his feet warm.
- 4 You think it is time for us to do something to improve the bus service in Bangladesh.
- 5 Many schools in Bangladesh run double shifts. You think it is not good to run double shifts without recruiting sufficient teachers.



G

Write ten sentences of your own using should/shouldn't — five to advise somebody, and five to give your opinion about something.

Sewing a New Dress


LESSON

3



Look at the picture and answer these two questions orally.

- 1 What do you think the relationship is between the two characters?
- 2 What are they doing?



B

Read the story.

Sewing a New Dress

Amreen is a student in Class 6. She is a good student and does her studies regularly. She is good not only in her studies but also in other extra-curricular activities. She loves singing and gardening. But recently, she has developed a special interest in cutting and sewing.

One day she took a piece of cloth to her mother and said, "Mother, can you help me cut this piece of cloth? I want to make a dress for myself." Her mother, Mrs Alam, who was busy knitting, left her work. She said, "But Amreen, you're too young to sew your own dress. You'll simply spoil this piece of cloth." "No mother, I won't spoil it if you're with me," replied Amreen. Mrs. Alam thought it useless arguing with her daughter. So she said, "Leave your cloth here and get me the scissors." Amreen brought her the scissors and they both managed to cut out a dress with long sleeves. Then came the next request — "Mother, now show me how to sew it with machine." Her mother agreed.

She took her to the sewing machine in the bed-room, and said "Look, here's the key. You have to open the lid first. Then take a reel of thread and put it here on the stand. Pull it this way and bring it down here to check if there's enough thread in the bobbin. The thread usually comes from the bottom. Put your cloth here and turn the handle like this. Your machine will do the rest of the work".

Amreen observed the whole process keenly. Then she asked her mother, "But now, what can I do if the machine gets stuck, or if the handle doesn't move?" Her mother replied, "In that case, you have to put some oil on the machine. In fact, you have to check the machine before you start using it." This answer led to another question Amreen couldn't help asking. She said, "Mother, let me ask you one more question. How often do I have to oil the machine?" Her mother's reply was in fact a piece of advice. She said, "You have to oil and clean the machine regularly, at least once a month."

C



Read and Note.

- extra-curricular activities : activities that a student does after school, other than regular study of class subjects, eg. sports, literary and cultural activities, sewing, knitting, etc.
- cutting and sewing : cutting pieces of cloth and sewing new dresses.
- knitting : knitting (making) a sweater or a jumper (with wool).
- arguing : giving reasons for what one believes, in reply to somebody else's opinion expressed.
- scissors : a cutting instrument with two blades.
- long sleeves : parts of a dress that covers the arms.
- bobbin : small roller or spool for thread in a machine.
- Have to : this is used to express the idea of obligation. For third person singular, ie. he/she we say, 'has to', eg. She has to finish cooking by 12:30.

D i



Read section B and then rearrange these jumbled sentences to show the different steps one must follow in order to use a sewing machine.

- 1 The machine will do the rest of the work.
- 2 Pull the thread and bring it down to the needle.
- 3 Use the key and open the lid of the machine.
- 4 Place your cloth and turn the handle round.
- 5 Thread the needle.
- 6 Check your machine before you start using it.
- 7 Take a reel of thread and put it here on the stand.

D ii



Answer these questions first orally and then in writing.

- 1 Describe Amreen as a student.
- 2 What was her mother doing when Amreen came up to her with a request?
- 3 Why did Mrs Alam think it useless arguing with her daughter?
- 4 What will Amreen do if the machine gets stuck?
- 5 How often should the machine be cleaned?

Ex i



Read the following sentences and see how **have to** is used to express obligation.

- 1 Oh dear, it's already 2:00 I **have to** go now.
- 2 I can't meet you this weekend. I **have to** go to Chittagong.
- 3 Your case is quite serious, so you **have to** wait for the doctor.
- 4 Dela can't read the blackboard. She **has to** wear glasses.
- 5 Zeeshan **has to** sit an admission test next Monday.
- 6 These boys will **have to** pay a fine for staying away from class.
- 7 Yesterday he got up late as he didn't have to go to work.
- 8 You **don't have to** work till six everyday.
- 9 This morning I **had to** go to work early.
- 10 He had a serious back ache. He **had to** go to hospital.



Note the following points.

Use 'have to' with I, we, you and they.

Use 'has to' with she and he.

'Have to' can be used in all forms — past, present and future.

Examples :

- | | | |
|-----------------|---|---------|
| Sentence 1 | — | present |
| Sentences 9, 10 | — | past |
| Sentence 6 | — | future. |

Ex ii



Now complete these sentences with **have to/has to/had to**.

- 1 You really work harder if you want to get admitted to that school.
- 2 Tomorrow I go to the office very early.
- 3 Zareen go for an interview to get a visa for Canada.
- 4 Most children in Bangladesh wear uniform when they go to school.
- 5 I'm sorry, I couldn't come to your party yesterday. I work late.
- 6 There is an outbreak of cholera in that village. People will take care of the food they eat and the water they drink.
- 7 Our radio stopped working. We take it to the mechanic.
- 8 Jamal is a naughty boy. He change his behaviour.
- 9 During the liberation war people walk for miles to go to a safe place.
- 10 All the boys will stand here in a queue before they enter the class.



Read the following questions/sentences carefully.

- 1 Why **do you have to** take a rickshaw? Your school is just on the corner.
- 2 How long **do you have to** continue with this medicine?

- 3 Why **did you have to** wear a sari when you can't manage it?
- 4 **Does she have to** speak in English at the interview?
- 5 **I don't have to** go to Gazipur every day.
- 6 You **don't have to** wear formal dress for this party.
- 7 We **didn't have to** pay any extra money for the refreshments.

Note that we use **do/does/did** with **have to** in present and past questions and as in Sentences 1-4 above, and in negative sentences as in Sentences 5-7.

f i

Now make questions with have to.



Example :

Mr. Khan had to go to the airport.

Why did he have to go to the airport?

- 1 I have to finish this book in two days.
Why
- 2 Zayed has to leave for home tomorrow at 2 pm.
What time exactly
- 3 In our admission test we had to answer forty questions for each subject.
How many questions
- 4 The traffic police fined him for driving without headlights.
How much
- 5 You have to finish this chapter today.
When

f ii

Make negative sentences with have to.



Example :

Do you buy calendars?

No, I don't have to buy calendars. I always get them as gifts.

- 1 Do you have to carry all these books to school everyday?
No
- 2 Put some milk in my tea. You sugar.
- 3 Write your answer with a pencil. You a pen.
- 4 This door is always kept locked. They
- 5 Did you go to the post office to collect your parcel?
No
- 6 Does she have to go to the music lesson everyday?
No

G



Using have to write ten sentences about yourself and five questions you would like to ask your friend.

Revision and Test

LESSON

4



A

Read the following situations and give advice to the people mentioned below. Write sentences with should/shouldn't.

Example :

Your brother is always riding his motorbike at a very high speed. Advise him to go more slowly.

— You should always keep to moderate speed when you ride your motorbike.

1 Shabuj sometimes eats with dirty hands. Advise him not to eat with dirty hands.

2 Maneez can't write well because he doesn't hold the pencil properly. Advise him to hold the pencil properly.

3 Your nephew is going to replace a fused bulb. Advise him to turn the switch off first.

4 Your sister goes to bed without brushing her teeth. Advise her not to do so.

5 Your friend is complaining of eye problems these days. Advise him not to watch TV for so long.

B

Read the following situations and give your opinion. Use 'I think . . . should/shouldn't' or 'I don't think . . . should'.



Example :

There are too many rickshaws in Dhaka. You think it a good idea to cut down the number of rickshaws and to provide for the rickshaw pullers.

— I think the municipal authority should cut down the number of rickshaws in Dhaka and provide for the rickshaw pullers.

1 You are facing a lot of water problems in your flat. You think it a good idea for the landlord to change the caretaker.

2 Your telephone bill is suddenly too high. You think it is not your bill and you should not pay it.

3 You are in a restaurant with a friend. The water served doesn't seem to be safe. You think it is not wise to drink this water.

- 4 Begging is something you can't approve of. You think the Government should do something about it.
- 5 In Bangladesh people are demanding safer roads. You think it is a good idea to make people — both pedestrians and drivers — aware of the rules of the road.



C

Read the following words and make sentences with each of those using must/mustn't.

Example :

eat

— I must eat whenever I am hungry.

— I mustn't eat too much at a time.

- 1 cook :
- 2 sleep :
- 3 drive :
- 4 jump :
- 5 write :
- 6 walk :



D

Complete these sentences with have to/has to/had to.

- 1 Well, if you are not feeling well you stay at home.
- 2 If Moushumi wants to perform in CELP TV programmes for BOU then she sit for an audition.
- 3 Last year when we went to visit my sister at the University we take a local train from Chittagong to Hathazari.
- 4 The vase doesn't look good in that corner. It to be placed here.
- 5 If you want to start a paragraph you leave some space from the margin.



E

Make questions with have to.

Example :

The railway guard checked the tickets and counted the number of heads.

— Why did he have to count the number of heads?

1 You must drive very slowly here.

— Why do they?

2 They go to Gazipur everyday.

— When?

3 This book has to be covered like this.

— Why?

4 It's better if they walk to school.

— Why

5 For your SSC examination, you must take a soft pencil to the examination hall.

— Why



Now make negative sentences with have to.

Example :

For Eid, I have to buy about twelve gifts.

— I don't have to buy so many gifts. I'll buy just a few.

1 Zeeshan always catches cold. He has to wear warm clothes all the time.

— Zareen

2 Rehana can go to the fish market alone.

— Shujan

3 Did you have to stay awake late before your final exams?

— No,

4 On your way to London do you have to stop in Moscow?

— No

5 I have to pay electricity, gas and water bills separately.

— I

KEY LESSON : 1**A**

- 1 She is writing something.
- 2 He is holding his mother.
- 3 May be he wants something from his mother.

C

- 2(c) Most of his friends have their own bicycle.
- 3(d) Maneez hugged his mother and softly made a request.
- 4(e) He requested his mother to buy him a good bicycle.
- 5(a) She agreed to buy him a bicycle but on one condition.

D

- 1 Maneez doesn't have a bicycle of his own. Most of his friends have their own. When he wants to ride a bicycle he asks his friends. Sometimes they let him, and sometimes they don't. This gets him down sometimes.
- 2 Maneez hugged his mother from behind before asking her for a bicycle.
- 3 The condition that his mother made for Maneez to get a bicycle was that he should study hard and do better in his exams.
- 4 Maneez agreed to study hard and do well in his exams. But in return his mother must buy him the bicycle.

E

- 1 I must study regularly.
- 2 I must have breakfast by 8 o'clock.
- 3 You must get some exercise everyday.
- 4 We must wash clothes.
- 5 You must feed the poultry.
- 6 He must water the plants everyday.
- 7 She must clean the house whenever it's dirty.
- 8 We mustn't drink river water.
- 9 He mustn't eat sweets everyday.
- 10 We must brush our teeth everyday.
- 11 She mustn't watch TV for so long.
- 12 We must drink a lot of safe water everyday.

F

- Maneez must study hard.
- His mother must buy him a bicycle.

G

Do your work and show it to your tutor.



LESSON : 2

A

Suggested answers :

- 1 The girl looking after her plants is the owner of the garden.
- 2 To make a beautiful garden we should first of all choose a good area and get the soil ready. We should take out the weeds, make flower beds and collect tender flowers of different varieties. Then we should plant them, water them regularly, and add manure when necessary.

Di

- 1 (a) 2 (b) 3 (c) 4 (c) 5 (b)

Di

- 1 Sara's mother asked her to say sorry to her sister Tara because Sara had crumpled and damaged one of her sister's young rose bushes that she received as a gift from her father.
- 2 When Sara was running after a butterfly she accidentally stamped on a young rose bush. It fell down and lay crumpled and damaged.
- 3 When Sara said sorry, Tara was still in tears and she turned her face away as she was angry with her.
- 4 Mr Mansur Ahmed walked up to his daughter, Tara, patted her affectionately and advised her to forgive her sister Sara. He added that it was no use making her feel more guilty.
- 5 Yes, Tara finally forgave her sister, and that is evident from the smile she gave her.

1

- 1 You shouldn't bite your nails.
- 2 You should fix your lights.
- 3 You shouldn't use a safety pin to clean your teeth.
- 4 You should gargle with hot water.
- 5 You shouldn't work in the kitchen for so long.

2

- 1 I think all motorists should wear seat belts.
- 2 I don't think Zareen should go out alone.
- 3 I think Zeeshan should always keep his feet warm.
- 4 I think the Government should improve the bus service in Bangladesh.
- 5 I don't think it is a good idea to run schools in double shifts without recruiting sufficient teachers.



LESSON : 3

A

- 1 Mother and daughter.
- 2 The daughter is learning from her mother how to sew with a machine.

D i

- 1 Check your machine before you start using it.
- 2 Use the key and open the lid of the machine.
- 3 Take a reel of thread and put it here on the stand.
- 4 Pull the thread and bring it down to the needle.
- 5 Thread the needle.
- 6 Place your cloth and turn the handle round.
- 7 The machine will do the rest of the work.

D ii

- 1 Amreen is a good student who does her work regularly. She is good in extra-curricular activities too. She enjoys singing and gardening, and now she is interested in cutting and sewing too.
- 2 Amreen's mother was busy knitting when Amreen came up to her with a request.
- 3 Mrs Alam thought it useless arguing with her daughter because she was perhaps a stubborn girl who wouldn't take no for an answer.
- 5 The machine should be oiled and cleaned regularly, at least once a month.

E ii

- | | | | | | | | | | |
|---|---------|---|---------|---|--------|---|---------|----|---------|
| 1 | have to | 2 | have to | 3 | has to | 4 | have to | 5 | had to |
| 6 | have to | 7 | have to | 8 | has to | 9 | had to | 10 | have to |

F i

- 1 Why do you have to finish it in two days?
- 2 What time exactly does he have to start?
- 3 How many questions did you have to answer?
- 4 How much did he have to pay?
- 5 When do I have to finish this chapter?

F ii

- 1 No, I don't have to carry them to school everyday.
- 2 You don't have to put in any sugar.
- 3 You don't have to use a pen.
- 4 They don't have to open it at all.
- 5 No, I didn't have to go to the post office to collect my parcel. They brought it home.
- 6 No, she doesn't have to go to the music lesson everyday.

G

Write the sentences and show them to your tutor.

KEY LESSON : 4**A**

- 1 You shouldn't eat with dirty hands.
- 2 You should hold the pencil properly.
- 3 You should turn the switch off first and then replace the fused bulb.
- 4 You shouldn't go to bed without brushing your teeth.

5 You shouldn't watch TV for so long. It's bad for your eyes.

B

1 I think the landlord should change the caretaker.

2 I don't think I should pay this bill as it is not mine.

3 I think we shouldn't drink this water as it doesn't seem to be safe.

4 I think the Government should do something to stop begging.

5 About the safety on roads, I think we should make both pedestrians and drivers aware of the rules of the road.

C

1 You must cook enough for all the guests.

— You mustn't leave anything half cooked.

2 All grown-ups must sleep at least six hours everyday.

— We mustn't sleep till late in the morning.

3 You must drive slowly when you turn.

— You mustn't drive when you feel you are tired.

4 To make a record you must jump higher.

— You mustn't jump barefooted. You'll hurt your feet.

5 You must write with a dark, soft pencil on the computer sheet.

— You mustn't write with a pen.

6 They must walk on the pavement.

— They mustn't walk on the grass.

D

1 have to 2 has to 3 had to

4 has to 5 have to

E

1 Why do I have to drive very slowly?

2 When did your office move to Gazipur?

3 Why does it have to be covered like this?

4 Why do they have to walk to school?

5 Why do I have to take a soft pencil to the examination hall?

F

1 Zareen doesn't have to wear warm clothes all the time.

2 Shujan doesn't have to go to the fish market with Rehana.

3 No, I didn't have to stay awake late before my final exams.

4 No, I don't have to stop in Moscow on my way to London.

5 I don't have to pay all these bills separately. They are included in the house rent.

UNIT 7

The Sentence

LESSON 1

What is a Sentence

A আমরা যখন ইংরেজিতে কথা বলি বা লিখি তখন ইংরেজি শব্দ (word) ব্যবহার করি। যেমন :

Belal is a good boy.

Where are you going?

উপরের দুটি শব্দ-সমষ্টিতেই বক্তা কি বলতে চাচ্ছেন তা বোঝা যাচ্ছে। এ ধরনের শব্দ-সমষ্টিকে বলা হয় Sentence। কিন্তু যদি বলা হত, * Belal good is boy a অথবা * Are you where going – তবে এ সকল শব্দ-সমষ্টি Sentence হত না। কারণ এখানে বক্তা কি বলতে চাচ্ছেন তা বোঝা যাচ্ছে না।

B এবার নিচের শব্দ-সমষ্টি দেখুন।

The man who came here yesterday

এটি ছয়টি শব্দের একটি সমষ্টি। এ সত্ত্বেও কি এটাকে Sentence বলা যায়? এখানে বক্তা যা বলতে চেয়েছেন তা শেষ হয়নি। ফলে এটি Sentence হয়নি। যদি তিনি বলতেন –

The man who came here yesterday is my uncle. তাহলে তার বক্তব্য শেষ হত এবং এটি একটি Sentence হত।

তাহলে আমরা দেখতে পাচ্ছি কতকগুলি শব্দ সঠিকভাবে সাজিয়ে বক্তব্য সম্পূর্ণ প্রকাশ করা হলে তাকে বলা হয় Sentence.

C নিচের শব্দ-সমষ্টির মধ্যে যেগুলি Sentence তার পাশে s এবং যেগুলি Sentence নয় তার পাশে x চিহ্ন দিন। প্রথম দুটি করে দেওয়া হয়েছে।

- 1 Rahim is sleeping. (s)
- 2 He is going to. (x)
- 3 He is a good boy. ()
- 4 Come here. ()
- 5 Father his doctor is a. ()
- 6 Are you a? ()
- 7 I don't know him. ()
- 8 Where is my pencil? ()
- 9 He has got a. ()
- 10 Boys good are they. ()
- 11 When are you going home? ()
- 12 I can't help you. ()

Kinds of Sentences

A নিচের Sentence গুলি দেখুন।

Mr Anis Ahmed is a doctor.
Ms Rehana Ahmed is not a doctor.

এখানে প্রথম Sentence এ Mr Anis Ahmed সম্পর্কে কিছু বলা হয়েছে। দ্বিতীয় Sentence এ Ms Rehana Ahmed সম্পর্কে কিছু অস্বীকার করা হয়েছে। এ ধরনের Sentence কে বলা হয় Statement. **Statement** হতে পারে **affirmative** বা ই-বোধক অথবা **negative** বা না-বোধক। **Statement** এর শেষে **full stop (.)** বসে।

B নিচের Sentence গুলি দেখুন।

Where are you going?
Can't you help me?

এসব Sentence এ প্রশ্ন করা হয়েছে। এ ধরনের Sentence কে বলা হয় Question। **Question – affirmative ও negative দুই রকমই হয়। Question** এর শেষে **question mark (?)** বসে।

C নিচের Sentence গুলি দেখুন।

Be quiet!
Please be seated.
Don't open the door.

D এসব Sentence এ আদেশ বা অনুরোধ করা হয়েছে। এ ধরনের Sentence কে বলা হয় **Imperatives. Imperative Sentence**ও **affirmative ও negative দুই প্রকারই হতে পারে। Imperatives** এর বিশেষত্ব এই যে সাধারণত এই ধরনের sentence এ subject (you) উহ্য বা understood থাকে। এদের শেষে সাধারণত **full stop** বসে। তবে কোনো কোনো ক্ষেত্রে **exclamation mark (!)** বসতে পারে।

Imperatives কে অনেকে **command** বা **request**ও বলে থাকেন।

নিচের Sentence গুলির মধ্যে statements এর পাশে **S**, Questions এর পাশে **Q** এবং Imperatives এর পাশে **I** লিখুন। কয়েকটি করে দেওয়া হয়েছে।

- 1 Where do you live? (Q)
- 2 I live here. (S)
- 3 Come here. (I)
- 4 Where are you going? ()
- 5 I'm going to market. ()
- 6 Please wait for me. ()
- 7 Have you seen him? ()
- 8 I haven't seen him. ()
- 9 Let me go. ()
- 10 There's a book on the table. ()
- 11 It's raining. ()
- 12 Don't go out now. ()
- 13 You'll catch cold. ()

Subject and Predicate

A প্রত্যেক Sentence কে প্রধানত দু-ভাগে ভাগ করা যায়। নিচের Sentence গুলি দেখুন।

He left.

The old man was very unhappy.

The boys and girls were dancing happily.

(You) Let me go.

(You) Don't wait for me.

উপরের Sentence গুলিতে বাক্য হরফে লেখা অংশগুলো হচ্ছে subject। এ থেকে আপনারা বুঝতে পারছেন যে যার সম্পর্কে কিছু বলা হয় তাকে বলা হয় subject এবং subject সম্পর্কে যা কিছু বলা হয় তাকে বলা হয় predicate।

Imperative Sentence এ সাধারণত subject (You) উহ্য থাকে।

B Questions এর ক্ষেত্রে subject সাধারণত sentence এর প্রথমে থাকে না। যেমন :

Where are you going?

এখানে subject হচ্ছে you এবং predicate হচ্ছে sentence এর বাকী অংশ। Questions এর ক্ষেত্রে Question word এবং/অথবা auxiliary verb আগে চলে আসায় এমন হয়। কয়েকটি Questions এর নমুনা দেখুন।

1 *Have you seen the film?*

2 *How can I get there?*

3 *Who came here?*

4 *What happened?*

উপরের sentence গুলিতে subject গুলো বাক্য হরফে দেওয়া হয়েছে। খেয়াল করে দেখুন যে ১ ও ২ নং sentence এ subject প্রথমে আসেনি। কিন্তু ৩ ও ৪ নং sentence এ Question words 'who' এবং 'what' sentence দুটির subject হওয়ায় প্রথমে এসেছে।

C নিচের sentence গুলির subject এর নিচে দাগ দিন। কয়েকটি করে দেওয়া হয়েছে।

1 Man is mortal.

2 How do you feel?

3 When will his mother come?

4 She will come tomorrow.

5 He wrote me a letter.

6 Who broke this glass?

7 Bangladesh is our mother land.

8 Can you do this sum?

9 Rich people are not always happy.

10 A young lady came to see you.

11 I don't know her.

12 She is my friend.

A N S W E R K E Y

Lesson 1

C	3 (s)	4 (s)	5 (x)	6 (x)	7 (s)
	8 (s)	9 (x)	10 (x)	11 (s)	12 (s)

Lesson 2

D	4 (Q)	5 (S)	6 (I)	7 (Q)	8 (S)
	9 (I)	10 (S)	11 (S)	12 (I)	13 (S)

Lesson 3

C	3	his mother	4	She
	5	He	6	Who
	7	Bangladesh	8	you
	9	Rich people	10	A young lady
	11	I	12	She

Notes

UNIT 8

Words

LESSON 1

Content Words

আমরা আগে দেখেছি, Sentence গঠিত হয় words দিয়ে। নিচের Sentence টি দেখুন :

A The boys and girls are playing in the field.

এই Sentence এ ৯টি words আছে। এর মধ্যে ৪টি words এর নিচে দাগ দেওয়া হয়েছে। যেমন, boys, girls, playing, field। এই শব্দগুলির নিজস্ব অর্থ আছে এবং সেই অর্থই **sentence** এ প্রকাশ পেয়েছে। এ ধরনের words কে বলে **content words**।

ইংরেজি ভাষায় content words সংখ্যায় প্রচুর। ভাষায় ব্যবহার অনুযায়ী এদের ৪ ভাগে ভাগ করা যায়। যেমন,

<i>Content words</i>	<i>Examples</i>
Nouns	Kamal, Bangladesh, cow, honesty
Verbs (Auxiliary verbs ব্যতীত)	Come, go, walk, swim
Adjectives	Happy, bad, wonderful, tall
Adverbs	fast, soon, quickly

B Content words এর বিভিন্ন forms বা রূপ আছে। যেমন,

Noun	: man, men, man's, men's
Verb	: go, goes, going, went, gone
Adjective	: happy, happier, happiest
Adverb	: fast, faster, fastest

C নিচের Sentence গুলির content words এর নিচে দাগ দিন। একটি করে দেওয়া হয়েছে।

- 1 Jahid is a healthy boy.
- 2 Mr Ali and Kamal are going to the Eidgah.
- 3 The train is leaving the platform.
- 4 Look at the picture.
- 5 The lion is the king of animals.
- 6 The students cleaned the campus.
- 7 The plants were growing well.
- 8 Shahana has made a cardigan.
- 9 Mrs Amin told her class a story.
- 10 Aesop is famous for his stories.
- 11 Soon the caretaker brought some mangoes.

Structure Words

A ১ নং lesson এ আমরা দেখেছি যে কোন Sentence এর অর্থবহ words কে বলা হয় content words। কিন্তু সাধারণত একটি sentence এ content words ছাড়াও আরও শব্দ থাকে। তাদের নিজস্ব বিশেষ কোনো অর্থ নেই, কিন্তু তাদের প্রয়োজন হয় ইংরেজি ভাষায় বাক্য কাঠামো বা grammatical structure ঠিক রাখার জন্য। এদের বলা হয় structure words. Lesson 1 এ ব্যবহৃত sentence টি আমরা পুনরায় দেখি।

The boys and girls are playing in the field.

আমরা আগেই দেখেছি boys, girls, playing, field এই চারটি শব্দ হচ্ছে content words. কিন্তু এই চারটি শব্দ দিয়েই sentence টি গঠন করা হয়নি। এজন্য আরও ৫টি শব্দ প্রয়োজন হয়েছে। যেমন, The, and, are, in, the। এই ধরনের শব্দকে বলা হয় structure words।

B ইংরেজি ভাষায় structure words সংখ্যায় খুব বেশি নয়, কিন্তু তারা বহুল ব্যবহৃত। ইংরেজিতে লেখা যে কোনো একটি পৃষ্ঠা পরীক্ষা করলেই এটা বোঝা যায়। ব্যবহারের দিক থেকেও structure words বিভিন্ন ধরনের হয়। অপর পৃষ্ঠায় কিছু structure words এর উদাহরণ দেওয়া হল।

Prepositions	to, of, in, on, into, at, over, etc.
Conjunctions	and, but, or, because etc.
Interjections	ah, oh, alas, etc.
Determiners	the, a, an
	this, that, these, those
	my, our, your, his, her, its, their
	one, two, three, etc.
	all, few, some, several, many, any, every, each, both, either, neither, no, much etc.
	more, most, little, etc.
Question words	who, what, which, where, when etc.
Auxiliary verbs	am, is, are, was, were, will, shall, have, has, had, etc.
Intensifiers	very, too, awfully, quite, etc.
Personal Pronouns	I, we, you, he, she, it, they
Relative Pronouns	who, which, what, that, etc.
Introductory	'There' and 'It'.

e সাধারণত Sentence এ ব্যবহার করার সময় structure words রূপ পরিবর্তন করে না। কেবলমাত্র personal pronouns রূপ পরিবর্তন করতে পারে। সেজন্য কেউ কেউ personal pronoun কে content words হিসাবে বিবেচনা করেন। কিন্তু যেহেতু personal pronouns এর নিজস্ব অর্থ নেই (এদের অর্থ আসে যে noun এর পরিবর্তে তারা বসে তা থেকে), আমরা personal pronoun কে structure words হিসাবে বিবেচনা করব।

D নিচের Sentence গুলির structure words এর নিচে দাগ দিন। কয়েকটি করে দেওয়া হয়েছে।

- 1 This is Jahid.
- 2 You are healthy and happy.
- 3 I do not like milk and vegetables.
- 4 The man was very afraid.
- 5 He worked hard and earned money.
- 6 It is time to go home now.
- 7 There are many books on the table.
- 8 Which do you want?
- 9 Most people in this country work on land.
- 10 A farmer's work is very important.
- 11 They grow paddy and wheat.
- 12 Many people are sickly and unhappy.

E আমরা ইংরেজি ভাষার সকল শব্দকে content words এবং structure words এই দুই ভাগে বিভক্ত করেছি। Traditional বা প্রচলিত grammarএ এসব words কে আট শ্রেণিতে ভাগ করা হয়। এই শ্রেণিগুলিকে বলা হয় Parts of Speech। এগুলো হল : Nouns, Pronouns, Verbs, Adjectives, Adverbs, Prepositions, Conjunctions, Interjections. এদের মধ্যে content words হচ্ছে Nouns, Verbs (auxiliary verb বাদে) adjectives এবং adverbs. বাকীগুলি অর্থাৎ Pronouns, Prepositions, Conjunctions and Interjections হচ্ছে structure words. পরবর্তীতে আমরা এদের সম্পর্কে বিশদ আলোচনা করব।

A N S W E R K E Y

Lesson 1

- C*
- 2 Mr Ali, Kamal, going, Eidgah
 - 3 train, leaving, platform
 - 4 Look, picture
 - 5 lion, king, animals
 - 6 students, cleaned, campus
 - 7 plants, growing, well
 - 8 Shahana, made, cardigan
 - 9 Mrs Amin, told, class, story
 - 10 Aesop, famous, stories
 - 11 Soon, caretaker, brought, mangoes

Lesson 2

- D*
- 3 I, do, not, and
 - 4 The, was, very
 - 5 He, and
 - 6 It, is, to
 - 7 There, are, many, on, the
 - 8 Which, do, you
 - 9 Most, in, this, on
 - 10 A, is, very
 - 11 They, and
 - 12 Many, are, and

UNIT 9

Nouns

LESSON 1

Kinds of Nouns

A নিচের sentence গুলি দেখুন।

Hasan is a boy.

Gold is a precious metal.

Health is wealth.

উপরের sentence গুলির যে সব শব্দের নিচে দাগ দেওয়া হয়েছে তাদের দ্বারা কোনো ব্যক্তি, বস্তু, অবস্থার নাম বোঝাচ্ছে। এ ধরনের শব্দকে বলা হয় **noun**.

B নিচের sentence গুলি দেখুন।

Hasan is a good boy.

Dhaka is the capital of Bangladesh.

The Padma is a big river.

উপরের sentence গুলির যে সব শব্দের নিচে দাগ দেওয়া হয়েছে সেগুলি একটি বিশেষ ব্যক্তি, শহর, দেশ, বা নদীর নাম। এ ধরনের **noun** কে বলা হয় **Proper Noun**। **Proper Noun** দ্বারা বিশেষ পর্বত শ্রেণি বা পর্বত চূড়ার নাম, বিশেষ পত্র পত্রিকার নাম, বারের নাম, মাসের নাম, বিখ্যাত ভবনের নাম, বিভিন্ন ধর্মের নাম, ধর্মগ্রন্থের নাম ইত্যাদি বোঝায়। যেমন,

The Himalayas, Everest, The Ittefaq, Sunday, January, The Tajmahal, Islam, Christianity, The Bible, The Holy Quran ইত্যাদি। খেয়াল করে দেখুন, **Proper Noun** এর প্রথম letter টি **Capital** হয়।

C B তে উল্লিখিত **Sentence** গুলি আবার দেখুন। **Hasan** বলতে ব্যক্তি বিশেষকে বোঝায়, কিন্তু **boy** বলতে যে কোনো বালককেই বোঝায়। সেরকম **capital** বা **river** বলতে যে কোনো রাজধানী বা নদীকে বোঝাবে। যে **noun** দ্বারা সে **জাতীয় সকল ব্যক্তি, বস্তু, প্রাণী ইত্যাদিকে** বোঝায় তাকে বলা হয় **common noun**। **common noun** এর কিছু উদাহরণ দেখুন :

The cow is a domestic animal.

The boys are taller than the girls.

There are chairs and tables in this room.

D নিচের sentence গুলি দেখুন।

He is in class ten.

Our team won the game.

Theirs is a happy family.

The crowd was cheering the leader.

উপরের sentence গুলিতে যে সব **noun** এর নিচে দাগ দেওয়া হয়েছে সেগুলির প্রত্যেকটি দ্বারা একাধিক ব্যক্তিকে বোঝাচ্ছে। যেমন **class** বললে বোঝায় বেশ কিছু ছাত্র ছাত্রী যারা একসাথে পড়ে। কিন্তু **class** বললে তাদের পৃথক করে বোঝানো হয় না, বরং **class** টিকে একটি একক হিসাবে চিন্তা করা হয়। এ ধরনের **noun** কে বলা হয় **collective noun**। **Collective noun** এর আরও কিছু নমুনা দেখুন:

police, public, committee, Government, cattle, jury, people, army, navy, etc.

৪ নিচের sentence গুলি দেখুন।

Milk is good for health.

Wood floats on water.

Rice is our staple food.

উপরের sentence গুলির যে যে শব্দের নিচে দাগ দেওয়া হয়েছে সেগুলি বিভিন্ন ধরনের বস্তুর নাম। এ সকল বস্তুকে গণনা করা যায় না, কিন্তু মাপা যায়। আমরা বলতে পারি না * a milk, two wood, three water অথবা four rice। কিন্তু আমরা বলতে পারি a litre of milk, two cft of wood, three gallons of water, four kgs of rice। এ ধরনের **noun** কে বলা হয় **material noun**. যেহেতু **material noun** গণনা করা যায় না তাই এর পূর্বে a বা an বসে না এবং এদের **plural** হয় না। আরও কিছু material noun এর নমুনা দেখুন: iron, silver, meat, chalk, cloth, bread, wheat, sugar, salt etc.

৫ নিচের sentence গুলি দেখুন।

Honesty is the best policy.

Laughter is good for health.

Always speak the truth.

উপরের sentence গুলিতে যে যে noun এর নিচে দাগ দেওয়া হয়েছে সেগুলি কোনো গুণ (Quality), অবস্থা (State) বা কাজের (action) নাম। এ ধরনের noun কে বলে **abstract noun**. Abstract noun এর আরও কিছু নমুনা দেখুন:

Quality - wisdom, beauty, cleverness, foolishness etc.

State - poverty, sorrow, happiness, etc.

Action - inspection, burglary, decision etc.

জ্ঞান বিজ্ঞানের বিভিন্ন শাখার নামও **abstract noun**। যেমন, physics, music, economics, chemistry ইত্যাদি।

৬ নিচের sentence গুলির noun এর নিচে দাগ দিন। Nounটি কোন ধরনের তা লিখুন। (P= Proper, C= Common, CL= Collective, M= Material এবং A= Abstract noun) কয়েকটি করে দেওয়া হয়েছে।

- 1 We are in class ten. (CL)
- 2 Never tell a lie. (A)
- 3 Would you like to have a cup of tea? (C)
- 4 I live in Mymensingh. (P)
- 5 The cattle are grazing in the field.
- 6 Solomon was a wise king.
- 7 The Padma, the Jamuna and the Meghna are our main rivers.
- 8 Childhood is the happiest part of life.
- 9 The grocer sells rice, sugar, oil and spices.
- 10 He joined the army, but his brother joined the navy.
- 11 The elephant is a large animal.
- 12 On Friday Rehana went to see her aunt.

Countable and Uncountable Nouns

A নিচের Sentence গুলি দেখুন।

- 1 The girl bought two pencils, an exercise-book, a ruler and two ball-pens.
- 2 The lady bought ten kgs of rice, one kg of sugar, two litres of oil and two pineapples.

১ নং Sentence এ যে সব Noun ব্যবহার করা হয়েছে তা হচ্ছে girl, pencil, exercise-book, ruler, ball-pen। এদের প্রত্যেকটিই গণনা করা যায়। যে সব noun কে গণনা করা যায় তাদের বলা হয় **countable nouns**। Countable noun এর বেলায় যখন কেবল একটির কথা বলা হয় তখন তার পূর্বে a বা an বসে। যদি noun টির প্রথম ধ্বনিটি স্বরধ্বনি বা vowel হয় তবে an বসে। যেমন, An orange, an ink-pot, an umbrella ইত্যাদি। যদি প্রথম ধ্বনিটি ব্যঞ্জনধ্বনি বা consonant হয় তবে a বসে যেমন, a book, a cat, a dog, a pen ইত্যাদি। যদি একাধিক countable noun এর কথা বলা হয় তখন noun টির শেষে s বা es যোগ দেওয়া হয়। যেমন, Two boys, many boxes, some mangoes। এ বিষয়ে পরবর্তী lesson এ বিশদ আলোচনা করা হয়েছে।

B ২নং Sentence এ যে সকল noun ব্যবহার করা হয়েছে তা হচ্ছে lady, kg, rice, sugar, litre, oil, এবং pineapple। এদের মধ্যে lady, kg, litre এবং pineapple এই চারটি noun countable। এছাড়া অন্যান্য noun, যেমন, rice, sugar, oil গণনা করা যায় না। এ জন্য এ ধরনের noun কে বলা হয় **uncountable nouns**। যেহেতু এদের গণনা করা যায় না তাই **uncountable nouns** এর পূর্বে a অথবা an বসে না এবং এদের **plural** করা যায় না।

C আমরা পূর্বে যে ৫ রকম noun দেখেছি তাদের মধ্যে কোন কোনটি countable এবং কোন কোনটি uncountable তা দেখা যাক।

Proper noun : যেহেতু proper noun দ্বারা কেবলমাত্র এক ব্যক্তি, বস্তু বা স্থানকে বোঝায় তাই এর বেলায় গণনার প্রশ্ন উঠে না।

Common noun : এটি দ্বারা একজাতীয় সকল প্রাণী, বস্তু, স্থান ইত্যাদি বোঝায়, তাই এটি countable.

Collective noun : এটি countable। আমরা বলতে পারি one class, five classes ইত্যাদি।

Material noun : এটি uncountable.

Abstract noun : এটি uncountable.

D নিচের Sentence গুলির মধ্যে শূন্যস্থানে a অথবা an বসান। যদি a বা an এর প্রয়োজন না থাকে তবে x চিহ্ন দিন। কয়েকটি করে দেওয়া হয়েছে।

- 1 A cow is an animal.
- 2 A chair is made of x wood.
- 3 May I have ___ glass of ___ water?
- 4 He bought ___ shirt, ___ bag and ___ umbrella.
- 5 ___ wood floats on ___ water, but ___ iron does not.
- 6 ___ cat has ___ tail.
- 7 I can write ___ letter in ___ ink or with ___ pencil.
- 8 ___ window is made of ___ glass.
- 9 Do you take ___ sugar in ___ tea?
- 10 He came here ___ hour ago.
- 11 ___ orange grows on ___ tree.
- 12 Please give me ___ milk instead of ___ tea.

Numbers

A আমরা দেখেছি যে **countable nouns** গণনা করা যায়। এরা এক বা একাধিক হতে পারে। যদি একটি হয় তবে তার পূর্বে **a** অথবা **an** বসে। শব্দটির প্রথম ধ্বনিটি যদি ব্যঞ্জনধ্বনি (**consonant**) হয় তবে তার পূর্বে **a** বসে। যেমন, **a boy, a cat, a dog, a fox** ইত্যাদি। যে সব শব্দের প্রথম ধ্বনিটি স্বরধ্বনি (**vowel**) তার পূর্বে **an** বসে। যেমন, **an ant, an egg, an ink-pot, an orange, an umbrella** ইত্যাদি।

কোনো কোনো সময় শব্দের প্রথম letter টি **'h'** হলে তা অনুচ্চারিত থাকে এবং শব্দটি উচ্চারণের সময় প্রথম ধ্বনিটি স্বরধ্বনি হয়। সে সব শব্দের পূর্বে **an** ব্যবহৃত হবে। যেমন, **an hour, an honest man, an honorary degree** ইত্যাদি।

কোনো কোনো সময়ে শব্দের প্রথম letter টি **vowel letter** (অর্থাৎ **a, e, i, o, u**) হলেও উচ্চারণে তা **consonant 'W'** বা **'Y'** এর মত উচ্চারিত হয়। সে সব স্থলে **an** ব্যবহৃত না হয়ে **a** ব্যবহৃত হয়। যেমন, **a university, a European, a one-eyed person** ইত্যাদি। খেয়াল রাখা দরকার যে **a** অথবা **an** এর ব্যবহার নির্ধারিত হয় পরবর্তী শব্দের উচ্চারণ দ্বারা, বানান দ্বারা নয়।

B নিচের **Sentence** গুলির মধ্যে শূন্যস্থানে **a** অথবা **an** বসান। কয়েকটি করে দেওয়া হয়েছে।

- 1 A table has four legs.
- 2 He is a university graduate.
- 3 I would like to have an apple.
- 4 He is _ _ _ honourable man.
- 5 She bought _ _ _ orange coloured sari.
- 6 _ _ _ cat loves milk.
- 7 The girl bought _ _ _ ice-cream.
- 8 He is _ _ _ European, but his wife is _ _ _ Australian.
- 9 I have been waiting here for _ _ _ hour and _ _ _ half.
- 10 He has bought _ _ _ water-proof and _ _ _ umbrella.

e আমরা দেখেছি যে **countable noun** এক বা একাধিক হতে পারে। একটি হলে তাকে বলে **singular number** এবং একাধিক হলে তাকে বলে **plural number**। নিচের sentence দুটি দেখুন।

A cow is an animal
Cows are animals.

এখানে **cow** এবং **animal** কে **plural** করার জন্য **s** যোগ দেওয়া হয়েছে। এটাই **plural** করার সাধারণ নিয়ম। তবে এই **'s'** এর উচ্চারণ সব সময় **'s'** এর মত হয় না। যদি শব্দটি **'p'**, **'t'** বা **'k'** ধ্বনিত শেষ হয় তবে **s** এর উচ্চারণ **s** এর মত হয়। যেমন,

<i>Sing.</i>	<i>Pl.</i>
cap	caps
cup	cups
top	tops
map	maps

<i>Sing.</i>	<i>Pl.</i>
bat	bats
cat	cats
seat	seats
mat	mats

<i>Sing.</i>	<i>Pl.</i>
cake	cakes
desk	desks
book	books
cock	cocks

D তবে শব্দটি যদি 'p', 't', 'k' ছাড়া অন্য consonant ধ্বনিত বা কোনো vowel ধ্বনিত শেষ হয় তবে s এর উচ্চারণ সাধারণ z এর মতো হয়। যেমন,

<i>Sing.</i>	<i>Pl.</i>	<i>Sing.</i>	<i>Pl.</i>	<i>Sing.</i>	<i>Pl.</i>
dog	dogs	pen	pens	teacher	teachers
boy	boys	tree	trees	cab	cabs
girl	girls	bird	birds	king	kings
cow	cows	picture	pictures	Queen	Queens

উপরের সব শব্দে s এর উচ্চারণ z এর মতো।

E যে সব শব্দের শেষে f বা fe আছে সেগুলি plural হলে f বা fe পরিবর্তিত হয়ে ves হয়। এর উচ্চারণ হয় vz এর মতো। যেমন,

<i>Sing.</i>	<i>Pl.</i>	<i>Sing.</i>	<i>Pl.</i>
thief	thieves	wife	wives
leaf	leaves	wolf	wolves
life	lives	knife	knives

F তবে কোনো কোনো শব্দের বেলায় এই পরিবর্তন করা হয় না। সেখানে কেবলমাত্র s যোগ দেওয়া হয়, যার উচ্চারণও থাকে s এর মতো। যেমন,

<i>Sing.</i>	<i>Pl.</i>	<i>Sing.</i>	<i>Pl.</i>
chief	chiefs	belief	beliefs
roof	roofs	safe	safes
proof	proofs	gulf	gulfs

G যে সব শব্দের শেষে 'ch', 'j', 's', 'sh', 'z' বা 'x' ধ্বনি আছে সেগুলির সাথে সাধারণত plural এর জন্য es যোগ দেওয়া হয় যার উচ্চারণ হয় iz এর মতো। যেমন,

<i>Sing.</i>	<i>Pl.</i>	<i>Sing.</i>	<i>Pl.</i>	<i>Sing.</i>	<i>Pl.</i>
church	churches	branch	branches	fox	foxes
judge	judges	brush	brushes	class	classes
bus	buses	match	matches	bush	bushes
box	boxes	dish	dishes	rose	roses

উপরের সব plural শব্দে es এর উচ্চারণ iz এর মতো।

H যে সব শব্দের শেষে o আছে তাদের সাথে সাধারণত es যোগ দেওয়া হয়, যার উচ্চারণ হয় z এর মতো। যেমন,

<i>Sing.</i>	<i>Pl.</i>	<i>Sing.</i>	<i>Pl.</i>
hero	heroes	buffalo	buffaloes
potato	potatoes	volcano	volcanoes
mango	mangoes	echo	echoes

I যে সব শব্দের শেষে *y* আছে সেগুলি **plural** হলে *y* এর পরিবর্তে **ies** ব্যবহৃত হয়, যার উচ্চারণ হয় *z* এর মতো। যেমন,

<i>Sing.</i>	<i>Pl.</i>
baby	babies
city	cities
army	armies

<i>Sing.</i>	<i>Pl.</i>
story	stories
lady	ladies
pony	ponies

J নিচের শব্দগুলির **plural** লিখুন এবং **plural** এর জন্য যোগ দেওয়া অংশ প্রথমে উচ্চারণ করুন এবং পরে লিখুন। কয়েকটি করে দেওয়া হয়েছে।

	<i>Singular</i>	<i>Plural</i>	উচ্চারণ
1	cap	caps	s
2	cab	cabs	z
3	rose	roses	iz
4	leaf	leaves	vz
5	bus		
6	queen		
7	bird		
8	wolf		
9	lady		
10	roof		
11	calf		
12	story		
13	potato		
14	army		
15	hero		

K কোনো কোনো শব্দের শেষে **plural** করার জন্য **en** বা **ren** যোগ দেওয়া হয়। যেমন,

<i>Sing.</i>	<i>Pl.</i>
ox.	oxen

<i>Sing.</i>	<i>Pl.</i>
child	children

L কোনো কোনো শব্দের ক্ষেত্রে **plural** করার জন্য কিছু যোগ দিতে হয় না, কিন্তু শব্দের মধ্যস্থিত স্বরধ্বনি (vowel) পরিবর্তিত হয়। যেমন,

<i>Sing.</i>	<i>Pl.</i>
man	men
foot	feet
goose	geese

<i>Sing.</i>	<i>Pl.</i>
woman	women
tooth	teeth
mouse	mice

M কোনো কোনো শব্দের ক্ষেত্রে **singular** এবং **plural** একই শব্দ ব্যবহৃত হয়। যেমন,

one sheep – many sheep
one deer – five deer

Dozen, hundred, thousand, million ইত্যাদি সংখ্যাবাচক শব্দের পূর্বে সংখ্যা বসলে **plural** এ পরিবর্তিত হয় না। যেমন, Five dozen, eight hundred, ten thousand, twenty million ইত্যাদি। এ সব শব্দের শেষে **s** যোগ করলে তার অর্থ হয় অনেক। যেমন, I saw there hundreds of people. (আমি সেখানে হাজার হাজার লোক দেখেছিলাম।)

N কিছু কিছু শব্দ আছে যেগুলি দেখতে plural এর মতো, অর্থাৎ এদের শেষে s আছে। কিন্তু এগুলির ব্যবহার singular এর মতো। যেমন, mathematics, physics, politics, news, innings, economics, mechanics.

Mathematics is a difficult subject.

Here is the news.

We won by an innings and ten runs.

O কিছু কিছু দ্বিধাবিভক্ত জিনিস, যেমন, scissors, trousers, tongs (চিমটা) কে plural হিসাবে বিবেচনা করা হয়। এদের singular হয় না। যেমন,

Where are the scissors?

My trousers are blue.

P Compound words কে plural করতে হলে এর প্রধান শব্দটিকে plural করতে হয়। যেমন,

<i>Singular</i>	<i>Plural</i>
passer-by	passers-by
son-in-law	sons-in-law
maid-servant	maid-servants
step-son	step-sons

Q Plural করুন। কয়েকটি করে দেওয়া হয়েছে।

- 1 A child is playing in the field.
Children are playing in the fields.
- 2 She is a woman.
They are women.
- 3 A bus is coming.
- 4 A potato is a vegetable.
- 5 We have a deer and a sheep.
- 6 A passer-by came to help her.
- 7 He caught a thief.
- 8 A lady is waiting for you.
- 9 The boy has lost a tooth.
- 10 This is my box.

R নিচের noun গুলিকে singular এবং plural এই দুই ভাগে সাজান। Singular হলে তার plural লিখুন, এবং plural হলে তার singular লিখুন।

story, boxes, mathematics, sheep, women, oxen, maid-servant, geese, mango, knives, gulf, babies, wives, army, picture, queens, roses, brush, echo, news.

Possessive

A নিচের sentence গুলি দেখুন।

This is Jamal's book.

The girl's dress is beautiful.

উপরের sentence দুটিতে Jamal এবং girl এর সাথে 's যোগ দেওয়া হয়েছে book এবং dress টি কার তা বোঝানোর জন্য। অর্থাৎ 's ব্যবহার করে অধিকার বা possession বোঝানো হচ্ছে। এজন্য একে **possessive** বলা হয়।

আমরা আগে দেখেছি যে plural এর জন্যও noun এর সাথে s যোগ দেওয়া হয়। আবার possessive এর জন্যও s যোগ দেওয়া হয়। plural এর s এর সাথে possessive এর s এর পার্থক্য বোঝানোর জন্য possessive এর s এর পূর্বে উর্ধ্বকমা বা apostrophe (') বসানো হয়। অবশ্য এটা কেবলমাত্র লেখার ব্যাপার। D'Pvi tYi সময় plural এর s এবং possessive এর s এর মধ্যে কোনো পার্থক্য নেই। তবে ব্যবহারে কিছু পার্থক্য আছে।

সাধারণত possessive - 's ব্যবহৃত হয় জীবিত প্রাণী, বিশেষ করে মানুষের সাথে। Proper noun বা ব্যক্তি বিশেষের নামের plural হয় না, কিন্তু possessive হয়। যেমন, Belal's bag, Rana's shirt ইত্যাদি।

আমরা পূর্বের lesson এ দেখেছি plural এর জন্য সব সময় s ব্যবহৃত হয় না, এর কিছু ব্যতিক্রম আছে। যেমন, man - men, child - children। কিন্তু possessive - 's এর বেলায় কোনো ব্যতিক্রম নেই। যেমন, man - man's, child - child's.

এ ছাড়া আমরা আগে দেখেছি যে compound noun কে plural করতে হলে প্রধান শব্দটির সাথে s যোগ দিতে হয়। কিন্তু possessive এর বেলায় s সব সময় শেষে যোগ দিতে হয় যেমন,

Compound Nouns	Plural	Possessive
son-in-law	sons-in-law	son-in-law's
passer-by	passers-by	passer-by's

B Plural noun এর possessive করতে হলে নিম্নলিখিত নিয়ম পালন করতে হয়।

- যদি শব্দটি s এ শেষ হয় তবে লেখার সময় শব্দের শেষে কেবলমাত্র (') চিহ্ন দিতে হয়। যেমন, boy's school, girls' dresses। এই চিহ্নের কোনো উচ্চারণ হয় না। তবে যদি মানুষের নাম s এ শেষ হয় তবে সাধারণত 's যোগ দেওয়া হয়। যেমন, James's father, Jones's dictionary। এসব ক্ষেত্রে 's এর উচ্চারণ হয় iz এর মতো।
- যদি শব্দটির শেষে s না থাকে তবে 's যোগ দিতে হয়। যেমন, men - men's, children - children's, sons-in-law - sons-in-law's ইত্যাদি।

C এটা খেয়াল রাখা দরকার যে জড় পদার্থের বেলায় সাধারণত 's ব্যবহার করা হয় না, সেখানে of ব্যবহার করা হয়। যেমন,

The roof of the house. (The house's roof নয়)

The legs of the table. (The table's legs নয়)

D তবে সময় সম্পর্কিত noun এর সাথে 's যোগ দেওয়া হয়। যেমন,

A day's journey, a week's holiday, the hundred years' war ইত্যাদি।

E Possessive ব্যবহার করে সবসময়ই যে অধিকার বোঝায় তা নয়। এর অন্য অর্থও হয়। যেমন,

A boys' school - ছেলেরা পড়ে যে স্কুলে

Children's park - শিশুদের ব্যবহারযোগ্য পার্ক

Abedin's painting - আবেদীন অঙ্কিত ছবি (অন্য কেউ ছবির মালিক হলেও)

7 নিচের phrase গুলি of দিয়ে লেখা হয়েছে। এগুলি 's ব্যবহার করে লিখুন। কয়েকটি করে দেওয়া হয়েছে।

- 1 The coat of the boy
The boy's coat
- 2 The dresses of the ladies
The ladies' dresses
- 3 A holiday of a week
- 4 The mother of the children
- 5 The school of the girls
- 6 The name of my son-in-law
- 7 The journey of a day
- 8 The house of Charles
- 9 The daughter of my friend
- 10 The songs of Tagore

LESSON 5

The Use of Articles

A নিচের sentence গুলি দেখুন।

I have a raincoat and an umbrella.

The raincoat is new but the umbrella is old.

ইংরেজি ভাষায় a, an, এবং the এই তিনটি article আছে, যার নমুনা আমরা উপরের দুটি sentence এ পাচ্ছি। A এবং an কে বলা হয় **indefinite article** কারণ এগুলো অনির্দিষ্ট। আমরা আগেই দেখেছি যে countable noun যদি singular এ ব্যবহৃত হয় তবে তার পূর্বে a অথবা an বসাতে হয়।

B 'The' কে বলা হয় **definite article**, কারণ এর দ্বারা নির্দিষ্ট করে কোনো ব্যক্তি বা বস্তুকে বোঝানো হয়। যেমন,

The girl sitting next to you is my sister.

The film I saw yesterday was interesting.

এই দুটি sentence এ the ব্যবহার করে কোনো নির্দিষ্ট বালিকা বা ফিল্মকে বোঝানো হয়েছে।

C আমরা আগে দেখেছি যে uncountable noun এর আগে a বা an বসে না, কিন্তু the বসতে পারে। যেমন,

The tea you gave me was cold.

The water of this lake is saline.

এখানে নির্দিষ্ট কোনো চা বা পানির কথা বলা হয়েছে।

D Definite article 'the' আরও অনেকভাবে ব্যবহৃত হয়। যেমন,

The cow is a useful animal.

The cat is a domestic animal.

এসব স্থানে 'the' ব্যবহার করে cow বা cat জাতিকে বোঝানো হচ্ছে।

তবে খেয়াল রাখবেন যে man বা woman কে জাতি হিসাবে বোঝাতে হলে the ব্যবহার করা হয় না। যেমন,

Man is mortal.

Woman is man's mate.

- E** নদ-নদী, সাগর, উপসাগর, পর্বতমালা, দ্বীপপুঞ্জ ইত্যাদির নামের পূর্বে **the** বসাতে হয়। যেমন,
The Padma, the Ganges
The Indian Ocean
The Bay of Bengal
The Himalayas
The Maldives ইত্যাদি।
- F** ধর্মগ্রন্থের নামের আগে **the** বসে। যেমন,
The Holy Quran,
The Bible
The Vedas ইত্যাদি।
- G** জাতির আগে **the** বসে কিন্তু ভাষার নামের আগে **the** বসে না। যেমন,
English is the language of the English.
- H** যেসব জিনিস মাত্র একটাই আছে তার আগে **the** বসে। যেমন,
The sun, the moon, the earth, the sky, the east, the west, the north, the south ইত্যাদি।
- I** Superlative এর পূর্বে এবং ordinal number এর পূর্বে **the** বসে। যেমন,
The tallest tree, the most beautiful girl, the first girl, the tenth chapter ইত্যাদি।
- J** কোনো কোনো সময় adjective এর আগে **the** বসানো হয়, সেটাকে noun অর্থে ব্যবহার করার জন্য। যেমন,
The rich are not always happy.
We must all help the poor.
- K** Indefinite article 'a' বা an ব্যবহার করে এক জাতীয় প্রাণীর প্রত্যেকটিকে বোঝানো যায়। যেমন,
A cow gives milk. (= Every cow)
An elephant is a large animal. (= Every elephant)
- L** নিচের শূন্যস্থানে a, an বা the বসান। যদি কোনো article এর প্রয়োজন না থাকে তবে x চিহ্ন বসান। কয়েকটি করে দেওয়া হয়েছে।
- 1 The man who came to see you is an honest man.
 - 2 x Honesty is the best policy.
 - 3 I met him year ago.
 - 4 Dhaka is capital of Bangladesh.
 - 5 Himalayas is to north of India.
 - 6 I saw one-eyed man.
 - 7 dog is faithful animal.
 - 8 earth goes round sun.
 - 9 January is first month of year.
 - 10 English is difficult language.

ANSWER KEY

Lesson 1

- G** 5 cattle (CL) field (C)
 6 Solomon (P) king (C)
 7 The Padma (P), the Jamuna (P), the Meghna (P) rivers (C)
 8 Childhood (A), part (C), life (C)
 9 grocer (C), rice (M), sugar (M), oil (M), spices (C)
 10 army (CL), brother (C), navy (CL)
 11 elephant (C), animal (C)
 12 Friday (P), Rehana (P), aunt (C)

Lesson 2

- | | | | | |
|----------|----|---------|----|----------|
| D | 3 | a, x | 4 | a, a, an |
| | 5 | x, x, x | 6 | A, a |
| | 7 | a, x, a | 8 | A, x |
| | 9 | x, x | 10 | an |
| | 11 | An, a | 12 | x, x |

Lesson 3

- | | | | | | | | | |
|----------|---|-------|---|-------|----|-------|---|----|
| B | 4 | an | 5 | an | 6 | A | 7 | an |
| | 8 | a, an | 9 | an, a | 10 | a, an | | |

- | | | | | |
|----------|----|--------------|----|--------------|
| J | 5 | buses - iz | 6 | queens - z |
| | 7 | birds - z | 8 | wolves - vz, |
| | 9 | ladies - z, | 10 | roofs - s |
| | 11 | calves - vz | 12 | stories - z, |
| | 13 | potatoes - z | 14 | armies - z |
| | 15 | heroes - z | | |

- Q** 3 Buses are coming.
 4 Potatoes are vegetables.
 5 We have deer and sheep.
 6 Passers-by came to help her.
 7 He caught thieves.
 8 Ladies are waiting for you.
 9 Boys have lost teeth.
 10 These are my boxes.

- R** *Sing.* - *Pl.* *Sing.* - *Pl.*

SSC Programme

story	-	<u>stories</u>	gulf	-	<u>gulfs</u>
<u>box</u>	-	boxes	<u>baby</u>	-	babies
mathematics	-	<u>x</u>	<u>wife</u>	-	wives
sheep	-	sheep	army	-	<u>armies</u>
<u>woman</u>	-	women	picture	-	<u>pictures</u>
<u>ox</u>	-	oxen	<u>queen</u>	-	queens
maid-servant	-	maid- servants	<u>rose</u>	-	roses
<u>goose</u>	-	geese	brush	-	<u>brushes</u>
mango	-	<u>mangoes</u>	echo	-	<u>echoes</u>
knife	-	knives	news	-	<u>x</u>

Lesson 4

F	3	A week's holiday	4	The children's mother
	5	The girls' school	6	My son-in-law's name
	7	A day's journey	8	Charles's house
	9	My friend's daughter	10	Tagore's songs

Lesson 5

L	3	a	4	the	5	The, the	6	a
	7	The/A, a	8	The, the	9	the, the	10	x, a

UNIT 10

Pronouns

LESSON 1

Personal Pronouns

A নিচের Sentence গুলি দেখুন।

1 Rina is a student. She is in class ten.

2 Rahim's father is a doctor. He works in a hospital.

১নং উদাহরণে দ্বিতীয় Sentence এ Rinaর পরিবর্তে She বসেছে। ২নং উদাহরণে Rahim's father এর পরিবর্তে He বসেছে। এরূপ **he, she, it, you, I** ইত্যাদি শব্দকে **pronoun** বলে। **Pronoun** এমন একটি শব্দ যা **noun** এর পরিবর্তে ব্যবহৃত হয়।

B ইংরেজিতে তিনটি person আছে। যেমন,

First person — যে বা যারা কথা বলছে।

Second person — যাকে বা যাদেরকে উদ্দেশ্য করে কথা বলা হচ্ছে।

Third person — যার বা যাদের কথা বলা হচ্ছে।

এই তিনটি person এর স্থলে যে সকল pronoun ব্যবহার করা হয় তাদের বলা হয় Personal Pronouns. Personal pronouns এর তালিকা নিচের টেবিলে দেখুন।

	<i>Singular</i>	<i>Plural</i>
First person	I	We
Second Person	You	You
Third Person	He, She, It	They

Personal Pronouns

খেয়াল করে দেখুন যে second person এ singular ও plural উভয় স্থলে you ব্যবহৃত হয়। Third person এ singular এ তিনটি রূপ আছে। He ব্যবহৃত হয় পুরুষদের জন্য, she ব্যবহৃত হয় মেয়েদের জন্য এবং it ব্যবহৃত হয় মানুষ ছাড়া অন্যান্য প্রাণী ও জড় পদার্থের জন্য। এই তিনটিরই plural হচ্ছে they।

C আমরা আগে দেখেছি যে noun এর বিভিন্ন রূপ আছে। যেমন, man, men, man's, men's। Personal pronoun এরও বিভিন্ন রূপ আছে এবং এদের ব্যবহারও বিভিন্ন। নিচে personal pronoun এর বিভিন্ন রূপ দেওয়া হল। এগুলি মুখস্থ করে ফেলুন।

		1	2	3	4
		<i>Subject</i>	<i>Object</i>	<i>Possessive Determiner</i>	<i>Possessive Pronoun</i>
1st Person	<i>Sing.</i>	I	me	my	mine
	<i>Pl.</i>	We	us	our	ours
2nd Person	<i>Sing. and Pl.</i>	You	You	Your	Yours
3rd Person	<i>Sing.</i>	He She It	him her it	his her its	his hers —
	<i>Pl.</i>	They	them	their	theirs

Different Forms of Personal Pronouns

৯ ইংরেজি sentence এ noun - subject ও object position এ অপরিবর্তিত থাকে। যেমন,

Rahim saw Karim
Subject Object

Subject বা object যে position এ যে noun এ বসুক না কেন তার কোনো পরিবর্তন হয় না। কিন্তু pronoun এর বেলায় এ কথা খাটে না। Subject position এ pronoun এর যে রূপ থাকে object position এ তা পরিবর্তিত হয়। যেমন,

I saw Rahim. (subject)
Rahim saw me. (object)
He called a doctor. (subject)
The teacher called him. (object)

উপরের তালিকার ১নং ও ২নং কলাম দেখলে বুঝতে পারবেন যে কেবলমাত্র you এবং it এই দুইটি Personal Pronoun subject ও object position এ অপরিবর্তিত থাকে। বাকীগুলি object position এ ভিন্ন রূপ ধারণ করে। আরও কিছু নমুনা দেখুন :

We are happy. (subject)
Please give us some water. (object)
She is a nice woman. (subject)
I like her very much. (object)
They are rich. (subject)
I don't like them. (object)

১০ এবার তালিকার ৩নং ও ৪নং কলাম দেখুন। খেয়াল করে দেখুন যে অধিকাংশ personal pronoun এর দুটি possessive রূপ আছে। ৩নং কলামের রূপটিকে possessive determiner বলা হয়েছে। **Determiner** বলতে বোঝায় সেই শব্দকে যা noun এর পূর্বে বসে। যেহেতু এই position এ সাধারণত adjective বসে তাই কেউ কেউ একে possessive adjective বলেন। তবে আধুনিক গ্রামারে একে possessive determiner বলা হয়। এর কয়েকটি নমুনা দেখুন :

My book is lost.
Our school is closed.
Where is your house?
His shirt is blue.
I like her dress.

লক্ষ করে দেখুন যে উপরের প্রত্যেক possessive determiner এর পরে noun বসেছে।

১১ ৪নং কলামে যে possessive pronoun দেখানো হয়েছে তার পরে noun বসে না, বরং তারা noun এর স্থলে বসে। যেমন,

This book is mine.
Ours is an agricultural country.
This bag is his and that one is hers.
Theirs is a big house.

উল্লেখ্য যে it এর পরিবর্তে possessive pronoun হয় না, যদিও possessive determiner হয়। আমরা বলতে পারি – This is its tail. কিন্তু আমরা বলতে পারি না – * This tail is its.

Possessive determiner 'its' লিখতে apostrophe (') বা উর্ধ্বকমা ব্যবহার করবেন না।

৭ নিচের Sentence গুলির শূন্যস্থানে ব্রাকেটে দেওয়া personal pronoun এর সঠিক রূপটি বসান। কয়েকটি করে দেওয়া হয়েছে।

- 1 The man showed him a picture. (he)
- 2 My brother came to see me. (I), (I)
- 3 Where is _ _ _ going? (he)
- 4 _ _ _ don't know where _ _ _ is going. (I), (he)
- 5 _ _ _ sister is a friend of _ _ _ . (he), (I)
- 6 will _ _ _ give _ _ _ a ring? (you), (I)
- 7 That big house is _ _ _ . (they)
- 8 _ _ _ is much smaller. (we)
- 9 _ _ _ dog has lost _ _ _ tail. (we), (it)
- 10 _ _ _ teacher is very strict. (you)
- 11 _ _ _ dress is white but _ _ _ is red. (she), (you)
- 12 _ _ _ pen is better than _ _ _ . (I), (you)

LESSON 2

Reflexive Pronouns

A নিচের Sentence গুলি দেখুন।

The boy hurt himself.

I can look after myself.

Can you do the job by yourself?

We did the job ourselves.

উপরের pronoun গুলির নিচে দাগ দেওয়া হয়েছে তাদের সাথে self বা selves যোগ দেওয়া আছে। এ ধরনের pronoun কে বলা হয় reflexive pronouns.

Reflexive pronouns এর পূর্ণ তালিকা নিচে দেখুন। এগুলি মুখস্থ করে ফেলুন।

	<i>Singular</i>	<i>Plural</i>
First Person	myself	ourselves
Second Person	yourself	yourselves
Third Person	himself herself itself	themselves

Reflexive Pronouns

খেয়াল করে দেখুন যে এখানে singular এ self এবং plural এ selves যোগ দেওয়া হয়েছে। আমরা জানি যে second person এ personal pronoun singular ও plural এ অভিন্ন – you। কিন্তু reflexive pronoun এর ক্ষেত্রে তারা ভিন্ন – singular হচ্ছে yourself এবং plural হচ্ছে yourselves।

B Reflexive pronoun কীভাবে ব্যবহৃত হয় তা দেখুন।

- ১ যদি subject এবং object একই ব্যক্তি হয় তখন reflexive pronoun ব্যবহার করা হয়। যেমন,

I blamed myself.

The girl washed herself.

He looked at himself in the mirror.

- ২ Emphasis বা জোর দেওয়ার জন্য reflexive pronoun ব্যবহার করা হয়। যেমন,
She herself cleaned the room.
We repaired the engine ourselves.
They themselves are responsible for the accident.
- ৩ Reflexive pronoun এর পূর্বে by থাকলে তার অর্থ হয় একাকী বা কারও সাহায্য ছাড়া। যেমন,
The box is too heavy for him to lift by himself.
I prefer working by myself.
Young children should not swim by themselves.

e নিচের শূন্যস্থানে reflexive pronoun বসান। কয়েকটি করে দেওয়া হয়েছে।

- 1 He was angry at himself.
- 2 You yourself made the mistake.
- 3 She is sitting by herself. Let's go and talk to her.
- 4 We absented _ _ _ _ from the class.
- 5 Mr Rahman _ _ _ _ came to see me.
- 6 Mina has a bad habit of talking to _ _ _ _ .
- 7 Did you enjoy _ _ _ _ in the picnic?
- 8 Can you do the job by _ _ _ _ or shall I help you?
- 9 She burnt _ _ _ _ while cooking.
- 10 The poor girl lives by _ _ _ _ .
- 11 I was angry at _ _ _ _ .
- 12 She _ _ _ _ found her lost key.

LESSON 3

Relative Pronouns

A নিচের Sentence গুলি দেখুন।
The man lives next door.
He is very friendly.

এই দুটি Sentence কে who দ্বারা সংযুক্ত করে আমরা বলতে পারি।

The man who lives next door is very friendly.

এখানে who যেহেতু the man এর পরিবর্তে বসেছে এটি একটি pronoun. এ ধরনের pronoun কে বলা হয় relative pronoun এবং relative pronoun টি Sentence এর যে অংশে বসেছে তাকে বলা হয় relative clause। এই sentence এ The man who lives next door হচ্ছে relative clause.

B Relative pronoun যার পরিবর্তে বসেছে তাকে বলে ঐ pronoun এর antecedent। উপরে দেওয়া sentence এ antecedent টি relative clause এর subject. এরকম ক্ষেত্রে কি হয় তা দেখুন। Antecedent টি যদি মানুষ হয় তবে relative pronoun হবে who। যেমন,

The lady who was here yesterday has now left for Chittagong.

মানুষের ক্ষেত্রে **that**ও ব্যবহার করা চলে, বিশেষত কথ্য ভাষায় তবে **who** ব্যবহার করাই বাঞ্ছনীয়। যেমন,

He is the boy **that** stole my watch.

মানুষ ব্যতীত অন্য প্রাণীর বেলায় 'which' এবং 'that' উভয়ই ব্যবহার করা চলে। যেমন,

Yesterday I ate some fish **which** made me sick.

He has cut the tree **which** stood near the gate.

I have bought a cow **that** gives ten litres of milk a day.

My car **that** broke down yesterday has now been repaired.

খেয়াল করে দেখুন প্রত্যেক ক্ষেত্রেই antecedent গুলি relative clause এর Subject. এটাও খেয়াল করুন যে relative clause এর verb agree করছে antecedent এর সাথে।

e যখন relative এর antecedent টি relative clause এর object হয় তখন কি হয় তা দেখুন :

The woman **whom** I saw yesterday is a doctor.

এখানে relative clause হচ্ছে 'The woman whom I saw yesterday' আর woman হচ্ছে saw verb এর object (subject হচ্ছে I)। Traditional grammar এর নিয়ম অনুযায়ী object এর পরিবর্তে relative pronoun 'whom' বসাতে হয়, যা উপরের sentence এ করা হয়েছে। কিন্তু whom এর ব্যবহার এখন বিলুপ্তির পথে, তার পরিবর্তে বর্তমানে 'who' ব্যবহার করা হয়। তাই আমরা বলতে পারি :

The woman **who** I saw yesterday is a doctor.

এমন কি এ ক্ষেত্রে কোনো relative pronoun ব্যবহার না করলেও চলে। আমরা বলতে পারি:

The woman I saw yesterday is a doctor.

উপরের তিনটি sentenceই সঠিক তবে আধুনিক ইংরেজিতে প্রথমটির ব্যবহার উঠে গেছে।

D নিম্ন শ্রেণীর প্রাণী এবং জিনিসের বেলায় object position এ which এবং that ব্যবহার করা যায় বা কোন কিছু ব্যবহার না করলেও চলে। যেমন,

The book **which** you gave me is interesting.

The book **that** you gave me is interesting.

The book you gave me is interesting.

উপরের প্রথম sentence এ which, দ্বিতীয় sentence এ that ব্যবহার করা হয়েছে কিন্তু তৃতীয় sentence এ কোন relative pronoun ব্যবহার করা হয়নি। তিনটি sentenceই সঠিক।

E নিচের Sentence গুলি দেখুন :

I can't believe what you are saying.

এখানে relative pronoun 'what' ব্যবহার করা হয়েছে, কিন্তু 'what' এর কোনো antecedent উল্লেখ করা হয়নি। 'what' বলতে প্রকৃতপক্ষে বোঝায় something that. উপরের sentence টিকে ভেঙে বলা যায় :

You are saying something. I can't believe it.

আরও কয়েকটি নমুনা দেখুন :

I know what you know.

Tell us what you saw.

What he did was wrong.

মনে রাখবেন 'what' কখনও মানুষের পরিবর্তে বসে না, জিনিসের পরিবর্তে বসে।

৭ সঠিক relative pronoun টি বসানা। যে সব স্থলে relative বাদ দেওয়া সম্ভব সেখানে x চিহ্ন দিন, কোনো relative বসাবেন না। কয়েকটি করে দেওয়া হয়েছে।

- 1 He is the man who (that) broke my calculator.
- 2 Don't believe what he says.
- 3 The cake x she baked was very tasty.
- 4 The girl _____ works in your office is my sister.
- 5 I don't agree with _____ you have just said.
- 6 The roses ___ bloom in my garden are very beautiful.
- 7 The roses _____ I sent you are from my garden.
- 8 The teacher liked the essay _____ I wrote.
- 9 Tell me _____ you want and I'll give it to you.
- 10 The cow _____ I bought yesterday gives five litres of milk a day.
- 11 I know _____ you don't know.
- 12 The doctor _____ she visited is very famous.

ANSWER KEY

Lesson 1

- G**
- | | | |
|--------------|----------|---------------|
| 3 he | 4 I, he | 5 His, mine |
| 6 you, me | 7 theirs | 8 Ours |
| 9 Our, its | 10 Your | 11 Her, yours |
| 12 My, yours | | |

Lesson 2

- C**
- | | | |
|----------------------------|------------|-----------|
| 4 ourselves | 5 himself | 6 herself |
| 7 yourself অথবা yourselves | 8 yourself | |
| 9 herself | 10 herself | 11 myself |
| 12 herself | | |

Lesson 3

- F**
- | | | |
|--------------|---------|--------------|
| 4 who (that) | 5 what | 6 which/that |
| 7 x | 8 x | 9 what |
| 10 x | 11 what | 12 x |
- () = ব্যবহার করা যায় তবে না করাই বাঞ্ছনীয়
 / = যে কোনো একটি ব্যবহার করা যায়

UNIT 11

Verbs

LESSON 1

Transitive and Intransitive Verbs

A নিচের sentence গুলি দেখুন :

- 1 Rana is eating rice.
- 2 Belal is running.
- 3 Renu is a girl.

উপরের sentence গুলির যে সব word এর নিচে দাগ দেওয়া আছে সেগুলির দ্বারা কোনো কিছু করা বা হওয়া বোঝাচ্ছে। এ ধরনের শব্দকে বলে **verb**। ইংরেজি sentence এ verb একটি গুরুত্বপূর্ণ শব্দ। Verb ছাড়া কোনো ইংরেজি sentence হয় না। যদি একটি মাত্র word এ একটি sentence হয় তবে সেই word টি হবে একটি verb। যেমন, Stop, Come, Go ইত্যাদি। অবশ্য এই সব sentence এ subject (you) উহা আছে।

B উপরের ১নং sentence টি দেখুন। এটা সম্পর্কে প্রশ্ন করা যায় What is Rana eating? এর উত্তর হবে Rice। এমন আরও কিছু sentence দেখুন :

Rashid made a kite.
The mother loves her child.
I saw him.

এসব sentence সম্পর্কে এ ধরনের প্রশ্ন করা যায়:

What did Rashid make? উত্তর হবে – A kite.

Who (কাকে) does the mother love? – Her Child.

Who did I see? – Him.

যে সব verb সম্পর্কে what (কি) বা who (কাকে) দিয়ে প্রশ্ন করা যায় তাদের বলে Transitive verb. Made, loves, saw এই verb গুলি transitive verbs. What (কি) এবং who (কাকে) এর উত্তরে যে শব্দ পাওয়া যায় তা হচ্ছে ঐ verb এর object। এখানে made এর object হচ্ছে a kite, loves এর object - her child এবং saw এর object - him।

C এবার ২নং sentence টি দেখুন। Belal is running। এই sentence এর সম্পর্কে what (কি) এবং who (কাকে) দিয়ে প্রশ্ন করা সম্ভব নয়। এ ধরনের verb কে বলে **Intransitive verbs**। আরও কিছু নমুনা দেখুন :

He is sleeping.
Helal jumped over the fence.
They are going home.

যে verb গুলির নিচে দাগ দেওয়া হয়েছে সেগুলি intransitive verbs.

SSC Programme

৯ নিচের verb গুলির মধ্যে যেগুলি transitive তার পাশে T এবং যেগুলি intransitive তার পাশে I লিখুন। Transitive হলে object এর নিচে দাগ দিন। দুটি করে দেওয়া হয়েছে।

- 1 Rabi is walking. (I)
- 2 Hasan caught a thief. (T)
- 3 Can you swim? ()
- 4 Please open the door. ()
- 5 He read this book. ()
- 6 I know him. ()
- 7 I will go home next month. ()
- 8 We live here. ()
- 9 Never tell a lie. ()
- 10 Stand up on the bench. ()
- 11 She is singing sweetly. ()
- 12 I wrote a letter. ()

১০ নিচের sentence গুলি দেখুন।

I gave him a book.

He told us a story.

I asked him a question.

উপরের sentence গুলিতে ব্যবহৃত gave, told, asked এই তিনটি transitive verb এর প্রত্যেকটির দুটি করে object আছে। ১ নং sentence সম্পর্কে প্রশ্ন করা যায় What did I give him? উত্তর হবে - A book। অপর একটি প্রশ্ন হতে পারে Who did I give the book to? উত্তর হবে -Him। অপর দুটি sentence সম্পর্কেও এরকম দুটি করে প্রশ্ন করা যায়। এই দুটি প্রশ্নের মধ্যে **What** (কি) এর উত্তরে সাধারণত একটি জিনিসের নাম পাওয়া যায়। তাকে বলা হয় **Direct object**। **Who** (কাকে) এর উত্তরে সাধারণত একটি ব্যক্তিকে পাওয়া যাবে। তাকে বলা হয় **Indirect object**। যেমন ২নং sentence এ direct object হচ্ছে a story এবং indirect object হচ্ছে us। ৩নং sentence এ কোনোটি direct object এবং কোনোটি indirect object তা নিজে ভেবে বের করুন।

১১ নিচের sentence গুলির verb এর object বের করে নিচে দাগ দিন। Direct object এর নিচে D এবং Indirect object এর নিচে I লিখুন। একটি করে দেওয়া হয়েছে।

- 1 She showed $\frac{\text{us}}{\text{I}}$ $\frac{\text{a picture}}{\text{D}}$.
- 2 Can I offer you a cup of tea?
- 3 He wrote me a nice letter.
- 4 She told me a secret.
- 5 My brother lent me some money.
- 6 The teacher asked Rabiul a difficult question.

কিছু কিছু verb আছে যা transitive এবং intransitive উভয়ভাবে ব্যবহৃত হয়। যেমন,

Transitive	Intransitive
He <u>rang</u> the bell.	The bell <u>rang</u> .
I <u>stopped</u> the car.	The car <u>stopped</u> .
Babla is <u>flying</u> a kite.	Birds <u>fly</u> .
Sima <u>broke</u> the glass.	The glass <u>broke</u> .
I <u>feel</u> a pain in my stomach.	How do <u>you</u> feel?

নিচের sentence গুলিতে verb টি transitive না intransitive তা লিখুন।

- 1 The phone is ringing. ()
- 2 Stop ringing the bell. ()
- 3 Why have you stopped? ()
- 4 He stopped me. ()
- 5 Fire burns everythings.()
- 6 He burnt his hand. ()
- 7 She dropped a plate from her hand. ()
- 8 The fruit dropped from the tree. ()

LESSON 2

Special Verbs

ইংরেজি ভাষায় স্বল্প সংখ্যক কিছু verb আছে যাদের ব্যবহার বিশেষত্বপূর্ণ। এরা সংখ্যায় মাত্র ২৪টি যা নিচে লিপিবদ্ধ করা হল।

1	2	3	4
Present	Past	Present	Past
am, is, are has, have do, does	was, were had did	shall will can may must need ought(to) dare	should would could might - - - - used(to)

এসব verb কে বিভিন্ন grammarian বিভিন্ন নামে ডাকেন। কেউ কেউ এদের বলেন **auxiliary verbs** অথবা সাহায্যকারী **verb**। তার কারণ এরা অন্য **verb** এর সাথে ব্যবহৃত হয়। যে **verb** এর সাথে ব্যবহৃত হয় তাকে বলা হয় **principal** বা প্রধান **verb**. **Auxiliary verb** ব্যবহৃত হয় **principal verb** এর অর্থ সম্পূর্ণ করতে। যেমন,

I am (auxiliary) going (principal) home.

He will (auxiliary) come (principal) soon.

You ought to (auxiliary) help (principal) me.

B এদের মধ্যে ৩নং ও ৪নং কলামে দেওয়া ১৩টি verb কে কেউ কেউ **modal auxiliary** বা সংক্ষেপে **modals** বলেন। কারণ এই verb গুলি বক্তার নানা ধরনের **mood** বা মনোভাব প্রকাশ করতে সাহায্য করে। যেমন,
May I come in? (অনুমতি প্রার্থনা)
You must go. (আদেশ প্রদান)
You need not go. (প্রয়োজনহীনতা)
We ought to love our country (ঐচ্ছিক্যবোধ)
Could you help me? (অনুরোধ)

C তবে এই ২৪টি verb কে **special verbs** বলাই সমীচীন। কারণ এই verb গুলির কিছু বিশেষত্ব আছে যা অন্য কোনো verb এর নেই। লক্ষ্য করুন, কেবলমাত্র এই ২৪টি verb এর সাথে **not** (সংক্ষেপে **n't**) যোগ করা যায়, অন্য কোনো verb এর সাথে নয়। যেমন,
I am well. I am not well.
He will go. He will not (won't) go.
It might rain. It might not rain.
এই ২৪টি verb ব্যতীত অন্য কোনো verb কে **negative** করতে হলে verb এর সাথে **do** যোগ দিয়ে তার সাথে **not** যোগ দিতে হয়। যেমন,
I like mangoes. I don't like mangoes.
They went home. They did not go home.
He goes to school regularly. He does not go to school regularly.
কোনো **principal verb** এর সাথে একাধিক **special verb** থাকলে **negative** করার সময় **not** যোগ দিতে হবে প্রথম **special verb** টির ঠিক পরে। যেমন,
I may have seen him. (Affirmative)
I may not have seen him. (Negative)

D নিচের sentence গুলিকে **negative** করুন।

- 1 She has helped me.
- 2 He is an intelligent man.
- 3 They lived here.
- 4 Harun has heard the story.
- 5 You ought to go.

E একইভাবে কোনো প্রশ্ন করার সময় এই ২৪টি **special verb** চলে আসে **subject** এর পূর্বে। **Special verb** না থাকলে **do** ব্যবহার করে প্রশ্ন করতে হয়। যেমন,
He will go. Will he go?
They are happy. Are they happy?
He must come. Must he come?
He sings well. Does he sing well?
They ate breakfast. Did they eat breakfast?

F নিচের statements গুলিকে **question** এ পরিণত করুন। একটি করে দেওয়া হয়েছে।

- 1 I am late.
Q: Am I late?
- 2 She was safe.
- 3 My friends left early.
- 4 The children are playing.
- 5 He should go now.
- 6 Rajib came to see me.

৭ বক্তব্য শেষ করার জন্য আমরা অনেক সময় কথার শেষে ‘তাই না?’ বলা যেমন, ‘তুমি ঢাকায় থাকো, তাই না?’ ইংরেজিতে একই উদ্দেশ্যে Tag questions ব্যবহার করা হয়। তবে ইংরেজিতে tag question এর নিয়ম হচ্ছে :

- ১ Tag question এ special verb ব্যবহৃত হবে।
- ২ Special verb না থাকলে 'Do' ব্যবহৃত হবে।
- ৩ Statementটি affirmative হলে tag question negative হবে এবং statementটি negative হলে tag question হবে affirmative.
- ৪ Tense ইত্যাদি অপরিবর্তিত থাকবে।

উদাহরণ দেখুন :

He is well, isn't he?

You can't help me, can you?

They lived here, didn't they?

She makes many mistakes, doesn't she?

৭ নিচের statements গুলির সাথে tag questions যোগ দিন। কয়েকটি করে দেওয়া হয়েছে।

- 1 You have finished, haven't you?
- 2 He did not eat much, did he?
- 3 You can't swim.
- 4 She wants a job.
- 5 We must start now.
- 6 You won't leave me.

৭ সংক্ষিপ্ত উত্তর দিতে হলে, বা কথার পিঠে সংক্ষিপ্ত প্রতিক্রিয়া (response) জানাতে হলেও এই special verbs ব্যবহৃত হয়। যেমন,

Q: May I come in? Ans: Yes, you may.

Q: Will he help me? Ans: No, he won't.

Statement : I can do the sum.

Response : So can I.

Statement : He is not intelligent.

Response : Neither/Nor are you.

অন্য verb এর ক্ষেত্রে এই রকম স্থলে 'do' verb ব্যবহার করতে হবে। যেমন,

Statement : My brother came yesterday.

Response : So did I.

৭ সংক্ষিপ্ত উত্তর দিন। দুটি করে দেওয়া হয়েছে।

- 1 Has he come? Yes, he has.
- 2 Can you speak English? No, I can't.
- 3 Must I go now? Yes, you _____
- 4 Did you call me? No, I _____
- 5 Will you try again? No, I _____
- 6 Have you seen him? Yes, I _____

সংক্ষিপ্ত প্রতিক্রিয়া ব্যক্ত করুন। কয়েকটি করে দেওয়া হয়েছে।

	Statements	Response
1	He has no money.	Neither have I.
2	He can help us.	So can we.
3	He was afraid.	So _____ I
4	She did not go.	Nor _____ her sister.
5	Sohana passed the examination	So _____ Rehana.
6	I could not do anything.	Nor _____ anybody else.

LESSON 3

Forms of Verbs

সাধারণত ইংরেজি verb এর ৫টি forms বা রূপ থাকে। নিচে এগুলির নমুনা দেখুন।

	1	2	3	4	5
	v	v s	v ing	v d	v d/v en
1	go	goes	going	went	gone
2	write	writes	writing	wrote	written
3	walk	walks	walking	walked	walked

এখন verb এর এই বিভিন্ন forms এর নাম কি এবং কখন ব্যবহৃত হয় তা দেখা যাক।

১ নং রূপটিকে বলা হয় verb এর stem। এটি ব্যবহৃত হয় :

১ 'To' এর পরে। যেমন,

I want to go. To see is to believe.

২ Simple present tense এ (3rd person singular number এর পরে ব্যতীত)।
যেমন,

I go. We go. You go. They go.

৩ Imperative sentence এ যেমন,

Go away. Stand up. Please come here.

৪ will, would, shall, should, can, could, may, might, must, ought to, used to ইত্যাদি auxiliary verb এর পরে। যেমন,

I will go. He could sing. Shall I open the door? ইত্যাদি।

২ নং রূপ অর্থাৎ v-s রূপটি কেবলমাত্র এক জায়গায় ব্যবহৃত হয়। সেটি হচ্ছে simple present tense এ subject যদি 3rd person singular number, অর্থাৎ he, she, it (অথবা একজন ব্যক্তি বা একটি প্রাণী বা বস্তু) হয় তবে verb এর s বা es যোগ দিতে হয়। এটাকে v-s রূপ বা 3rd singular রূপ বলা হয়। যেমন,

Karim sings.

Sima dances.

It walks.

- ৬ নং রূপ অর্থাৎ (v-ing) রূপটিকে বলা হয় present participle। এটি ব্যবহৃত হয় :
- ১ Continuous tense এ be verb (অর্থাৎ am, is, are, was, were) এর পরে যে verb বসে তার সাথে। যেমন, I am going. They were singing. Ruma is watching TV. ইত্যাদি।
 - ২ Noun এর পূর্বে adjective অর্থে। যেমন,
A dancing girl, a singing bird, a loving mother ইত্যাদি।

- ৮ নং রূপটি অর্থাৎ v-d রূপ বলা হয় past রূপ। এটির বানান d বা ed হতে পারে। অনেক verb এর ক্ষেত্রে অবশ্য past tense এ verb এর রূপ অন্যভাবে পরিবর্তিত হয় বা কোনো কোনো সময় পরিবর্তিত হয় না। যেমন,
He walked a mile. We ate rice. I caught a thief. Yesterday he cut his finger.
আলোচনার সুবিধার্থে আমরা সকল past tense রূপকে v-d বলে বিবেচনা করব।

- ৭ Verb এর পঞ্চম রূপটিকে বলা হয় past participle রূপ। অধিকাংশ verb এর ক্ষেত্রে verb এর past রূপ ও past participle রূপ একই রকম। যেমন, I walked. I have walked. I liked the dress. I have liked the dress. কিন্তু বেশ কিছু verb আছে যাদের ক্ষেত্রে past ও participle রূপ ভিন্ন। যেমন,
He went. (past)
He has gone. (past participle)
I ate. (past)
I have eaten. (past participle)
এ বিষয়ে পরবর্তী lesson এ আরও আলোচনা করা হবে।

Past participle রূপটি ব্যবহৃত হয় :

- ১ Perfect tense গঠন করার সময় have/has/had এর পরের verb এর past participle রূপ ব্যবহৃত হয়। যেমন,
They had gone.
She has left.
- ২ Present participle এর মত past participle formও noun এর পূর্বে adjective এর মত বসে। যেমন, A learned man, a wounded hero, a lost case ইত্যাদি।
- ৩ এটি ব্যবহৃত হয় passive voice এর জন্য। যেমন,
The book is lost. The glass is broken.
এ বিষয়ে আপনারা পরে পড়বেন।

- ৯ নিচের sentence গুলিতে যে verb এর নিচে দাগ দেওয়া হয়েছে সেটি verb এর কোনো রূপ তা ব্রাকেটে লিখুন। এই সূত্র ব্যবহার করুন Stem = S, 3rd Singular = 3S, Past = P, Present Participle = Pr. P, Past Participle = PP। কয়েকটি করে দেওয়া হয়েছে।

- 1 He likes mangoes. (3S)
- 2 Rahim went home. (P)
- 3 Please wait for me. (S)
- 4 They have seen the picture. ()
- 5 Rahim left the room. ()
- 6 He will be coming here soon. ()
- 7 To err is human. ()
- 8 Have you seen him? ()
- 9 He likes to sing. ()
- 10 Don't run in the sun. ()

Regular and Irregular Verbs

A এর পূর্বের lesson এ আমরা দেখেছি যে verb এর যে ৫টি রূপ হয় তার মধ্যে ২নং (3rd singular) এবং ৩নং (present participle) রূপ সব verb এর জন্য মোটামুটি নিয়ম মারফিক হয়। অর্থাৎ 3rd singular এর জন্য stem এর সাথে s বা es এবং present participle এর জন্য ing যোগ দিতে হয়। ৪নং ও ৫নং রূপ অর্থাৎ past এবং past participle এর ক্ষেত্রে নিয়ম হচ্ছে stem এর সাথে d বা ed যোগ দেওয়া। যে সব verb এই নিয়ম মেনে চলে তাদের বলে **Regular Verbs**। ইংরেজি ভাষায় অধিকাংশ verbই এই নিয়ম মেনে চলে। অল্প কিছু উদাহরণ নিচে দেওয়া হল। এমন আরও অনেক verb আছে।

SOME REGULAR VERBS

<i>Stem</i>	<i>Past</i>	<i>Past Participle</i>
add (যোগ করা)	added	added
call (ডাকা)	called	called
cross (পার হওয়া)	crossed	crossed
end (শেষ করা)	ended	ended
enter (প্রবেশ করা)	entered	entered
hang (ফাঁসি দেওয়া)	hanged	hanged
help (সাহায্য করা)	helped	helped
lift (তোলা)	lifted	lifted
look (দেখা)	looked	looked
play (খেলা করা)	played	played
talk (কথা বলা)	talked	talked
walk (হাঁটা)	walked	walked
wish (ইচ্ছা করা)	wished	wished

B কিন্তু বেশ কিছু verb আছে যারা এই নিয়ম মেনে চলে না। এদের সংখ্যা খুব বেশি নয়। কিন্তু এরা বহুল ব্যবহৃত। এদের past ও past participle forms সকল ইংরেজি ভাষা শিক্ষার্থীকে অবশ্যই মুখস্থ করতে হয়। এসব verb কে বলে **Irregular verbs**। নিচে Irregular verbs এর stem, past ও past participle রূপ দেওয়া হল। এগুলি মুখস্থ করে ফেলুন।

IRREGULAR VERBS

<i>Stem</i>	<i>Past</i>	<i>Past Participle</i>
arise (উঠা)	arose	arisen
awake (জাগরিত হওয়া)	awoke	awoken
be (am, is, are)(?)	was, were	been
bear (বহন করা)	bore	borne, born
beat (আঘাত করা)	beat	beaten
befall (ঘটা)	befell	befallen
beget (জন্ম দেওয়া)	begot	begotten
begin (আরম্ভ করা)	began	begun
behold (দেখা)	beheld	beheld
bend (বাঁকানো)	bent	bent, bended
bet (বাজি ধরা)	bet, betted	bet, betted
bind (বাঁধা)	bound	bound
bite (কামড়ানো)	bit	bitten, bit
bleed (রক্তক্ষরণ হওয়া)	bled	bled
bless (আশীর্বাদ করা)	blessed, blest	blessed, blest
blow (ফুঁ দেওয়া)	blew	blown
break (ভাঙ্গা)	broke	broken
breed (জন্ম দেওয়া)	bred	bred
bring (আনয়ন করা)	brought	brought
build (নির্মাণ করা)	built	built

Stem	Past	Past Participle
burn (পুড়ে ফেলা)	burnt, burned	burnt, burned
burst (ফেটে পড়া)	burst	burst
buy (ক্রয় করা)	bought	bought
cast (নিষ্ক্ষেপ করা)	cast	cast
catch (ধরা)	caught	caught
choose (পছন্দ করা)	chose	chosen
cling (আঁকড়ে ধরা)	clung	clung
cost (ব্যয় ঘটানো)	cost	cost
creep (বুকে হেঁটে চলা)	crept	crept
cut (কাটা)	cut	cut
dig (খনন করা)	dug	dug
do (করা)	did	done
draw (টানা, আঁকা)	drew	drawn
dream (স্বপ্ন দেখা)	dreamed/dreamt	dreamed/dreamt
drink (পান করা)	drank	drunk
drive (চালানো)	drove	driven
dwell (বাস করা)	dwelt	dwelt
eat (খাওয়া)	ate	eaten
fall (পতিত হওয়া)	fell	fallen
feed (খাওয়ানো)	fed	fed
feel (অনুভব করা)	felt	felt
fight (যুদ্ধ করা)	fought	fought
find (পাওয়া, দেখা)	found	found
flee (পালানো)	fled	fled
fling (নিষ্ক্ষেপ করা)	flung	flung
fly (উড়া)	flew	flown
forget (ভুলে যাওয়া)	forgot	forgotten
forgive (ক্ষমা করা)	forgave	forgiven
forsake (ত্যাগ করা)	forsook	forsaken
freeze (ঠাণ্ডায় জমাট বাঁধা)	froze	frozen
get (পাওয়া)	got	got
give (দেওয়া)	gave	given
go (যাওয়া)	went	gone
grind (চূর্ণ করা)	ground	ground
grow (জন্মানো)	grew	grown
hang (ঝোলানো)	hung	hung
have, has (আছে)	had	had
hear (শোনা)	heard	heard
hide (লুকানো)	hid	hidden, hid
hit (আঘাত করা)	hit	hit
hold (ধরা)	held	held
hurt (আঘাত করা)	hurt	hurt
keep (রাখা)	kept	kept
kneel (হাঁটুগেড়ে বসা)	knelt	knelt
know (জানা)	knew	known
lay (রাখা)	laid	laid
lead (চালিত করা)	led	led
leave (ত্যাগ করা)	left	left
lend (ধার দেওয়া)	lent	lent
let (অনুমতি দেওয়া)	let	let
lie (শোয়া)	lay	lain
lose (হারানো)	lost	lost

SSC Programme

Stem	Past	Past Participle
make (বানানো)	made	made
mean (বোঝানো)	meant	meant
mistake (ভুল করা)	mistook	mistaken
pay (প্রদান করা)	paid	paid
put (রাখা)	put	put
quit (ত্যাগ করা)	quit	quit
read (পড়া)	read (রেড)	read (রেড)
ride (চড়া)	rode	ridden
ring (ঘণ্টা বাজানো)	rang	rung
rise (উঠা)	rose	risen
run (দৌড়ানো)	ran	run
say (বলা)	said	said
see (দেখা)	saw	seen
seek (খোঁজা)	sought	sought
sell (বিক্রয় করা)	sold	sold
send (পাঠানো)	sent	sent
set (স্থাপন করা)	set	set
shake (ঝাঁকানো)	shook	shaken
shine (আলো দেওয়া)	shone	shone
shoot (গুলি করা)	shot	shot
show (দেখানো)	showed	shown (showed)
shut (বন্ধ করা)	shut	shut
sing (গান করা)	sang	sung
sink (ডুবে যাওয়া)	sank	sunk (sunken)
sit (বসা)	sat	sat
sleep (ঘুমানো)	slept	slept
speak (কথা বলা)	spoke	spoke
spend (খরচ করা)	spent	spent
stand (দাঁড়ানো)	stood	stood
steal (চুরি করা)	stole	stolen
sting (ছল ফোড়ানো)	stung	stung
strike (আঘাত করা)	struck	struck
swear (শপথ করা)	swore	sworn
sweep (ঝাড় দেওয়া)	swept	swept
swim (সাতার দেওয়া)	swam	swum
swing (দোল খাওয়া)	swung	swung
take (লওয়া)	took	taken
teach (শিক্ষা দেওয়া)	taught	taught
tear (ছিঁড়ে ফেলা)	tore	torn
tell (বলা)	told	told
think (চিন্তা করা)	thought	thought
throw (নিষ্ক্ষেপ করা)	threw	thrown
understand (বুঝতে পারা)	understood	understood
undertake (গ্রহণ করা)	undertook	undertook
undo (বাতিল করা)	undid	undone
wake (ঘুম থেকে জাগা)	woke	woken
wear (পরিধান করা)	wore	worn
weave (তাঁতে বোনা)	wove	woven
weep (ক্রন্দন করা)	wept	wept
win (জয়লাভ করা)	won	won
write (লেখা)	wrote	written

Tenses

নিচের sentence গুলি দেখুন।

- A** 1 I like mangoes.
2 I liked mangoes.

১ নং sentence এ বর্তমান সময়ের কথা বলা হয়েছে। একে বলা হয় Present Tense। ২নং sentence এ অতীত সময়ের কথা বলা হয়েছে। একে বলা হয় Past Tense। **Tense বলতে** আমরা বুঝি কাজটি কখন সংঘটিত হয়েছে সেই সময়কে। অতীত বোঝানোর জন্য verb এর past form অর্থাৎ v-d form ব্যবহৃত হয়েছে। কিন্তু ইংরেজিতে ভবিষ্যৎ বোঝানোর জন্য verb এর কোনো বিশেষ রূপ নাই। এজন্য সাধারণত verb এর পূর্বে will (কোনো কোনো সময় shall) যোগ করে future tense করা হয়। যেমন,

They will come tomorrow.

I will go home next week.

আগে I এবং we এর সাথে shall এবং অন্য সব স্থানে will ব্যবহৃত হত। কিন্তু বর্তমানে সব স্থানে will ব্যবহৃত হয়। কেবলমাত্র প্রশ্ন করার সময় I এবং we এর সাথে shall ব্যবহৃত হয় যেমন,

Shall I open the window?

Shall we go out now?

এই ধরনের questions এর প্রকৃত অর্থ suggestion বা প্রস্তাব দেওয়া।

অবশ্য ইংরেজিতে future time এর ধারণা অন্যভাবেও দেওয়া যায়। যেমন,

They come tomorrow.

They are coming tomorrow.

He is going to buy this house ইত্যাদি।

- B** ইংরেজি প্রধান tense তিনটি — Past, Present এবং Future। নিচে 'walk' verb ব্যবহার করে এই প্রধান তিনটি tense এর বিভিন্ন রূপ দেখানো হল।

PRESENT TENSE

	<i>Singular</i>		<i>Plural</i>
1st Person	I walk		We walk
2nd Person	You walk		You walk
3rd Person	He She It	walks	They walk

PAST TENSE

	<i>Singular</i>		<i>Plural</i>
1st Person	I walked		We walked
2nd Person	You walked		You walked
3rd Person	He She It	walked	They walked

FUTURE TENSE

	<i>Singular</i>	<i>Plural</i>
1st Person	I will walk	We will walk
2nd Person	You will walk	You will walk
3rd Person	He She It	They will walk

খেয়াল করে দেখুন যে present tense এ কেবলমাত্র 3rd Person Singular number (অর্থাৎ he, she, it অথবা একজন ব্যক্তি, বস্তু বা প্রাণী) এর পরে verb এর 3rd singular রূপ অর্থাৎ v-s ব্যবহৃত হয়েছে। অন্যান্য সব স্থানে verb এর stem রূপ ব্যবহৃত হয়েছে, অর্থাৎ verb টি অপরিবর্তিত রয়েছে।

Past tense এ সর্বত্র verb এর past রূপ অর্থাৎ v-d রূপটি ব্যবহৃত হয়েছে।

Future tense এর ক্ষেত্রে will এর পরে verb এর stem ব্যবহৃত হয়েছে।

e নিচের sentence গুলিতে verb এর কোনো tense ব্যবহৃত হয়েছে তা পাশে লিখুন। Present হলে P, Past হলে Pt এবং Future হলে F লিখুন। কয়েকটি করে দেওয়া হয়েছে।

- 1 He gets up early every morning. (P)
- 2 I ate the mango. (P)
- 3 He will go to college next year. (F)
- 4 He told me a story. ()
- 5 My sister sings beautifully. ()
- 6 They saw the film. ()
- 7 I know him ()
- 8 When will he come? ()
- 9 We started early. ()
- 10 They did not like it. ()

d আমরা যে তিনটি প্রধান tense — Present, Past, এবং Future এর কথা পড়লাম তাদের প্রত্যেকটির ৪টি করে রূপ আছে। যেমন, Simple, Continuous, Perfect এবং Perfect Continuous। অর্থাৎ tense সর্বমোট ১২ রকম হতে পারে। এদের কোনোটির রূপ কি এবং কখন ব্যবহৃত হয় তা দেখা যাক।
প্রথমে Present tense এর ৪টি রূপ দেখা যাক।

e Present Simple Tense

এটি Present tense এর সাধারণ রূপ যা আমরা C তে দেখেছি। যেমন,

I walk, We walk ইত্যাদি।

এবার দেখা যাক এটা কখন ব্যবহৃত হয়।

- ১ চিরন্তন সত্য বা সাধারণভাবে সঠিক তথ্যের জন্য। যেমন,
The sun rises in the east.
Children like sweets.
- ২ নিয়মিত বা সচরাচর ঘটে বোঝানোর জন্য। যেমন,
I eat lunch in my office.
My mother normally stays at home.
- ৩ কোনো কোনো সময় ভবিষ্যতের কথা বলার জন্যও ব্যবহৃত হয়। যেমন,
He leaves for Chittagong tomorrow.
Our school opens next week.

7 Present Continuous Tense

এটির রূপ হচ্ছে am/is/are এর পরে verb এর present participle রূপ। অর্থাৎ am/is/are + v-ing

এই tense ব্যবহৃত হয় :

- ১ কাজটি এখন চলছে বোঝানোর জন্য। যেমন,

I am eating breakfast.

He is taking a bath.

- ২ নিকট ভবিষ্যতের জন্য। যেমন,

They are going to Khulna tomorrow.

What are you doing this evening?

এখানে উল্লেখ্য যে কিছু কিছু verb আছে যার দ্বারা মানসিক অনুভূতি বা আবেগ (verb of perception and emotion) বোঝায়। যেমন, love, hate, like, dislike, see, hear, smell, taste, know, wish, prefer, fear ইত্যাদি। এ ধরনের verb কখনও continuous tense এ ব্যবহৃত হয় না। যেমন,

I hear a noise. (am hearing নয়)

My mother loves me. (is loving নয়)

I fear that something bad has happened. (am fearing নয়)

8 Present Perfect Tense

এর রূপ হচ্ছে Has/have + v-ed/v-en অর্থাৎ have verb এর পরে verb এর past participle রূপ।

এটা দ্বারা বোঝায় যে :

- ১ কাজটি শেষ হয়েছে, কিন্তু কখন শেষ হয়েছে তার উল্লেখ নেই, যেমন,

I have received his letter.

He has gone to Dhaka.

- ২ কাজটি সম্প্রতি শেষ হয়েছে। যেমন,

I have just returned.

The lights have gone out just now.

- ৩ আগে আরম্ভ হয়ে কাজটি এখনও চলছে। এ রকম sentence এ সাধারণত time এর উল্লেখ থাকে। যেমন,

I have known him for a long time.

We have lived in Dhaka since 1985.

9 Present Perfect Continuous Tense

এর রূপ হচ্ছে have/has + been + v-ing যেমন,

She has been singing for an hour.

We have been waiting for a long time.

এটি ব্যবহৃত হয় যখন অতীতে কাজটি আরম্ভ হয়ে এখনও চলছে বোঝায়। সাধারণত এর সাথে for, since, all day, all week জাতীয় time word থাকে। যেমন,

I have been working all day.

They have been studying since morning.

উল্লেখ্য যে verb of perception or emotion এর ক্ষেত্রে এই tense ব্যবহৃত হয় না।

৭ নিচের sentence গুলির শূন্যস্থানে ব্রাকেটে দেওয়া verb এর সঠিক present tense রূপটি বসান। কয়েকটি করে দেওয়া হয়েছে।

- 1 Usually I go to school by bus. (go)
- 2 He is watching T.V. now. (watch)
- 3 He _____ coffee to tea. (prefer)
- 4 Don't go out now. It _____ (rain)
- 5 I _____ this book. (read)
- 6 They _____ for an hour. (wait)
- 7 Kamal _____ for London this afternoon (leave)
- 8 I _____ something burning. (smell)
- 9 Listen to her. She _____ (sing)
- 10 I _____ somebody calling me. (hear)

৭ Past Simple Tense

এর জন্য verb এর past রূপ অর্থাৎ v-d রূপটি ব্যবহৃত হয়। যেমন,

He walked to school.

I got your letter yesterday.

এটি ব্যবহৃত হয় :

- ১ অতীতে কোনো ঘটনা ঘটে গেছে বোঝানোর জন্য। যেমন,

I worked hard yesterday.

অতীত সময়ের উল্লেখ থাকলে অবশ্যই past tense ব্যবহার করতে হবে। না থাকলে present perfect tense ব্যবহার করা যায়। যেমন,

He has come here. (সময়ের উল্লেখ নাই)

He came here yesterday. (অতীত সময়ের উল্লেখ আছে)

৮ Past Continuous Tense

এই tense এর রূপ হচ্ছে was/were + v-ing যেমন,

It was raining.

এই tenseটি ব্যবহৃত হয় যখন :

- ১ অতীতে কোনো ঘটনা কিছুক্ষণ ধরে চলছিল। ঘটনাটি কখন চলছিল তা বোঝানোর জন্য time এর উল্লেখ থাকতে পারে বা অন্য একটি ঘটনার উল্লেখ থাকতে পারে। যেমন,

We were watching television when he arrived.

What were you doing last evening?

The dogs were barking all night.

I was crossing the road when someone called me.

- ২ অতীতে দুটি ঘটনা একই সময় ঘটছিল। এ ক্ষেত্রে দুটি verbই past continuous tense এ ব্যবহৃত হবে। যেমন,

While I was doing homework my sister was watching TV.

While Rome was burning Nero was playing the fiddle.

L Past Perfect Tense

এই tense এর রূপ হচ্ছে had + v-ed/v-en অর্থাৎ had এর পরে verb এর past participle রূপ। যেমন,

They had left.

এটি ব্যবহৃত হয় :

- ১ অতীতে ঘটে গেছে এমন দুটি ঘটনার মধ্যে যেটি আগে ঘটেছে তার জন্য। যেমন,
The train had left before I reached the station.
I arrived after she had left.
He told me that he had read the book.

M Past Perfect Continuous Tense

এটির রূপ হচ্ছে had been + v-ing। যেমন,

I had been playing.

এটি ব্যবহৃত হয় যখন :

- ১ কোনো কাজ অতীতে আরম্ভ হয়ে অতীতেই শেষ হয়েছে। কাজটা কিছুক্ষণ চলছিল এটা বোঝানোর জন্যই এই tense ব্যবহৃত হয়। যেমন,
I had been studying this morning for my exam.
He had been working all day. That exhausted him by evening.
By the time we left Chittagong we had been living there for 15 years.

N নিচের Sentence খুলির শূন্যস্থানে ব্রাকেটে দেওয়া verb এর সঠিক past রূপ বসান। কয়েকটি করে দেওয়া হয়েছে।

- 1 I was sleeping (sleep) when my friend telephoned. (telephone)
- 2 The patient had died (die) before the doctor arrived (arrive).
- 3 We _____ (be) tired as we _____ (work) all day.
- 4 He _____ (go) to the bus station 9:30 a.m, but the bus _____ (leave) at 9:15 a.m.
- 5 Last night I _____ (hear) a sound. Probably a burglar _____ (try) to get in.
- 6 She _____ (cook) when the telephone _____ (ring).
- 7 The sun _____ (shine) when I _____ (go) out, but by the time I _____ (return) it _____ (rain) heavily.

O Future Simple Tense

এটি future tense এর সাধারণ রূপ, অর্থাৎ will + v. কেবলমাত্র Questions এ first person এ shall ব্যবহৃত হয়। যেমন, I will go. You will go. He will go. ইত্যাদি কিন্তু Shall I help you? Shall we go for a picnic? ইত্যাদি।

এটি ব্যবহৃত হয় :

- ১ ভবিষ্যৎ কালের কথা বলার জন্য। যেমন,
I will go to market next week.
- ২ শর্তযুক্ত (conditional) sentence এ এটি ব্যবহৃত হতে পারে। যেমন,
If you come I will go.
If it rains they will not come.

P Future Continuous Tense

এটির রূপ হচ্ছে will + be + v-ing

এটি ব্যবহৃত হয় :

১ ভবিষ্যতে কাজটা ঘটে থাকবে তা বোঝানোর জন্য। যেমন,

He will be playing tennis this afternoon.

Q Future Perfect Tense

এই Tense রূপ হচ্ছে will + have + participle form of verb। যেমন,

They will have reached London by this time tomorrow.

By next December I shall have finished writing my novel.

এতে বোঝায় ভবিষ্যতে যে সময়ের উল্লেখ করা হয়েছে তার মধ্যে কাজটা শেষ হবে। এই tense খুব কমই ব্যবহৃত হয়।

R Future Perfect Continuous Tense

এর রূপ হচ্ছে will + have + been + v-ing। যেমন,

My father will have been completing 30 years of service by the time he retires next year.

কোনো কাজ অতীতে আরম্ভ হয়ে ভবিষ্যতে কোনো একসময় পর্যন্ত চলতে থাকবে এমন বোঝায়।

এই tense এর ব্যবহার নেই বললেই চলে। সাধারণত এই অবস্থায় Future Perfect ব্যবহৃত হয়। যেমন,

My father will have completed 30 years of service by the time he retires next year.

S নিচের Sentence গুলির শূন্যস্থানে সঠিক verbটি বসান। কয়েকটি করে দেওয়া হয়েছে।

1 The earth goes round the sun. (go/goes/going)

2 I saw him yesterday. (see/have seen/saw)

3 I will be forty next December. (am/will be/have been)

4 It started to rain while we _ _ _ _ . (playing/are playing/were playing)

5 He thanked me for what I _ _ _ _ . (have done/had done/have been doing)

6 The baby _ _ _ _ _ all morning. (cries/has been crying/cry)

7 He jumped off the bus while it _ _ _ _ (moved/was moving/is moving).

8 I _ _ _ _ _ a motor cycle last week. (bought/have bought/had bought)

9 I _ _ _ _ _ here until next Sunday. (stay/will be staying/have stayed)

10 Don't disturb me. I _ _ _ _ _ my home work. (do/did/am doing)

11 Asma _ _ _ _ _ to be a doctor. (is wanting/wants/ want)

- 12 If you come at once I _ _ _ _ _ you something. (show, will show, am showing)

LESSON 6
Subject - Verb Agreement

A ইংরেজিতে noun এবং personal pronoun এর যেমন singular এবং plural number হয় verb এরও তেমনি singular ও plural হয়। যেমন,

<i>Singular</i>		<i>Plural</i>
He She It	goes	They go

Personal pronoun এর যেমন **1st, 2nd ও 3rd person** আছে **verb** এরও তেমনি **1st, 2nd ও 3rd person** আছে। যেমন,

<i>Person</i>	<i>Singular</i>		<i>Plural</i>	
First Person	I	am have walk go	we	are have walk go
Second Person	You	are have walk go	You	are have walk go
Third Person	He She It	is has walks goes	They	are have walk go

খেয়াল করে দেখুন যে Subject এর number ও person এর উপর নির্ভর করে verb পরিবর্তিত হয়। 'Be' verb এর পরিবর্তন সবচেয়ে বেশী। অন্যান্য verbও পরিবর্তিত হয়। একে বলে subject - verb agreement.

The verb must agree with the subject.

B Subject যদি **singular** হয় verb হবে **singular**, এবং subject যদি **plural** হয় verb হবে **plural**। যেমন,

I am here.

We are here.

You are there.

They are there.

Hasan comes here everyday.

Our friends have not arrived yet.

C যদি দুটি **noun** ব্যবহার করে একজন ব্যক্তি বা একটি বস্তুকে বোঝায় তবে **verb** টি হবে **singular**। যেমন,
Bread and butter is good for you.
Slow and steady wins the race.
His secretary and stenographer is on leave.

D যদি **either/or** বা **neither/nor** দিয়ে **noun** বা **pronoun** কে যুক্ত করা হয় তবে **verb** টি **agree** করবে **verb** এর নিকটতম শব্দটির সাথে। যেমন,
Neither you nor your brother is at home.
Either he or I am responsible for the mistake.
Neither he nor his parents are in town.

E **Noun** এর পূর্বে **each, every, are, either, neither** থাকলে **verb** হবে **singular**।
যেমন,
Each of them gets a prize.
One of my friends lives here.
One of you has to go.
Either of the books is interesting.
Neither of them is trustworthy.
Everybody is absent.

F **Each** বা **every** ব্যবহার করে দুই বা ততোধিক **subject** থাকলেও **verb** হবে **singular**। যেমন,
Each boy and each girl pays the same.
Every man, every woman, every boy and every girl has to work for his or her own country.

G কোনো **subject** এর সাথে **as well as, with, along with, together with, in addition** যোগ করে অন্য **word** বা **phrase** থাকলে **verb** টি **agree** করবে প্রথম **subject** এর সাথে। যেমন,
The parents along with their children are waiting outside.
The Prime Minister together with her ministers has just arrived.

¶ যদি কোনো **plural noun** ব্যবহার করে দূরত্ব, অর্থ, ওজন ইত্যাদি বোঝায় এবং সেটাকে যদি একটি **unit** হিসাবে বিবেচনা করা হয় তবে **verb** হবে **singular**। যেমন,
 Fifty dollars is a lot of money.
 A hundred kilometres is a long distance.
 A hundred kg is a heavy weight to carry.

¶ কোনো বইয়ের নাম **plural** হলেও বইটি যেহেতু একটি তাই **verb** হবে **singular**। যেমন,
 The Arabian Nights is a famous book.

¶ **A lot of, a great deal of, some of, most of, plenty of,** এ ধরনের **phrase** যদি **uncountable noun** এর সাথে আসে তবে **verb** হবে **singular**। কিন্তু যদি **countable noun** এর সাথে আসে **verb** হবে **plural**। যেমন,
 A lot of water has been wasted.
 A lot of dresses have been purchased.
 There is plenty of rice for everybody.
 There are plenty of books on this subject.
 Most of the flour is spoilt.
 Most of the students are absent.

¶ **Uncountable noun** যেহেতু গণনা করা যায় না এর কোনো **plural** হয় না। অতএব **uncountable noun** এর **verb** হবে **singular**। তবে একাধিক **uncountable noun and** দ্বারা যুক্ত থাকলে তাদের **verb** হবে **plural**। যেমন,
 Gold is a heavy metal.
 Butter and Ghee are both very expensive.

¶ নিচের sentence গুলিতে ব্রাকেট দেওয়া verb এর সঠিক রূপ বসান। একটি করে দেওয়া হয়েছে।

- 1 My mother and sister are here. (be)
- 2 Neither his parents nor his brother _ _ _ _ alive. (be)
- 3 One of our teachers _ _ _ _ retiring today. (be)
- 4 Twenty yards _ _ _ _ a long distance to jump. (be)
- 5 Each of these books _ _ _ _ thirty taka. (cost)
- 6 A lot of time _ _ _ _ been wasted for nothing. (have)
- 7 The captain along with his teammates _ _ _ _ just entered the play ground. (have)
- 8 Rice and dal _ _ _ _ good enough for us. (be)
- 9 Gulliver's Travels _ _ _ _ written by Swift. (be)
- 10 Most of the students of this class _ _ _ _ intelligent. (be)

The Infinitive

A ৬নং lesson এ আমরা দেখেছি যে verb কে subject এর সাথে agree করতে হয়। কিন্তু এটা সকল verb এর ক্ষেত্রে প্রযোজ্য নয়। যে সব verb কে subject এর সাথে agree করে তাদের বলে **finite verbs**। যেমন,

I am.

He goes.

You are there.

He is here.

I go.

He goes.

They go.

কিন্তু কিছু কিছু verb আছে যাদের বোঝায় subject এর সহিত agree করার প্রশ্ন উঠে না। তাদের বলা হয় **Non-finite verbs**। যেমন,

I want to go. He wants to go. They want to go.

He saw me coming. I saw him coming.

They saw us coming.

I like singing. He likes singing. You like singing.

উপরের sentence গুলিতে আমরা দেখেছি যে subject যাই হোক না non-finite verb গুলি থাকে অপরিবর্তিত। Non-finite verb তিন প্রকার। যেমন, Infinitive, Participle এবং Gerund। এখন আমরা এদের বিষয়ে আলোচনা করব।

B The Infinitive

নিচের sentence গুলি দেখুন।

1 To err is human.

2 She loves to dance.

3 He wants to help me.

4 To love our country is our duty.

লক্ষ করুন, যে শব্দগুলির নিচে দাগ দেওয়া হয়েছে সেগুলি 'To' এর পরে এসেছে এবং verb এর stem রূপটি ব্যবহৃত হয়েছে অর্থাৎ verb এর সাথে কিছু যোগ দেওয়া হয়নি। এ ধরনের verb কে বলা হয় Infinitive। উপরের sentence গুলিতে ব্যবহৃত infinitive গুলি verb হলেও এদের ব্যবহার করা হয়েছে noun এর মতো। যেমন ১নং sentence এ To err হচ্ছে sentence টির subject। ২নং sentence এ to dance হচ্ছে 'loves' verb এর object। সাধারণত noun কিংবা pronounই sentence এর subject কিংবা object হতে পারে। অর্থাৎ এখানে আমরা দেখেছি infinitive হচ্ছে subject এবং object।

Infinitive এর ব্যবহার noun এর মতো হলেও এর ব্যবহারে verb এর গুণাবলীও বজায় থাকে। যেমন ৩নং sentence এ to help হচ্ছে 'wants' verb এর object। কিন্তু to help এরও object আছে — me। ৪নং sentence এ To love our country হচ্ছে sentence টির subject, কিন্তু to love এর object হচ্ছে our country।

e সাধারণত To এর পরে infinitive বসে। তবে **to** ছাড়াও **infinitive** ব্যবহৃত হয়। তাকে বলে **bare infinitive**। Bare infinitive ব্যবহৃত হয় :

- ১ Modal auxiliary (will, would, shall, should, can, could, may, might, must, need not ইত্যাদি) এর পরে। যেমন,
He will go.
It might happen.
You need not go.
You must help me ইত্যাদি।
অবশ্য used এবং ought এর পরে to প্রয়োজন হয়। যেমন,
He used to live here.
We ought to obey our parents.
- ২ Verb of perception এর পরে bare infinitive ব্যবহৃত হয়। যেমন,
I saw him leave the station.
You can hear him cry.
I could feel the ground shake.
- ৩ 'Help' verb এর পরের infinitive 'to' সহ অথবা to ছাড়া উভয়ই হয়। যেমন,
He helped me complete the work.
He helped me to complete the work.

D আমরা দেখেছি infinitive হতে পারে sentence এর subject বা transitive verb এর object। এছাড়াও infinitive অন্যভাবে ব্যবহৃত হতে পারে। যেমন,

- ১ He came to see me. (purpose)
এখানে adverb হিসাবে 'came' verb কে qualify করছে।
- ২ The mangoes are sweet to eat.
এখানে adverb হিসাবে 'sweet' adjective কে qualify করছে।
- ৩ This is a house to let.
এখানে adjective হিসাবে 'house' কে qualify করছে।
- ৪ I asked him to go. (object complement)
- ৫ It's his habit to get up early. (subject complement)

E নিচের sentence গুলি দেখুন।

- a He went home.
 - b He would see his grandmother.
- এ দুটিকে Infinitive দিয়ে যোগ দিয়ে বলা যায় :
He went home to see his grandmother.
এই রকম আরও কিছু sentence দেখুন :
- a) He did it.
 - b) I saw it.
- এই দুটি sentence কে যোগ দিয়ে বলা যায়:
I saw him do it.

F এবার নিচের sentence গুলি infinitive ব্যবহার করে যুক্ত করুন।

- 1a I will help you.
b I want it.
- 2a He plays football.
b He likes it.
- 3a She gets up before down.
b It is her habit.
- 4a We heard the news.
b We were sorry.
- 5a We should obey our elders.
b It is our duty.

Participle

আমরা আগে দেখেছি Participle হয় দুই প্রকার — Present participle ও Past participle. আমরা এটাও দেখেছি যে 'Be' verb এর পরে verb এর present participle রূপ অর্থাৎ v-ing ব্যবহার করা হয় continuous tense এর জন্য। যেমন, He is singing. They were laughing ইত্যাদি।

'Have' verb এর পরে verb এর past participle রূপ ব্যবহার করা হয় perfect tense এর জন্য। যেমন,

I have come.

He has left.

They had gone. ইত্যাদি।

এ ছাড়াও Participle এর অন্যান্য ব্যবহার আছে। প্রথমে present participle নিয়ে আলোচনা করা যাক।

নিচের phrase গুলি দেখুন :

A rolling stone

A dancing girl

A sparkling stream

A singing bird

এখানে Verb এর present participle রূপ অর্থাৎ v-ing noun এর পূর্বে adjective এর মতো ব্যবহৃত হয়েছে। এদের বলে participial adjective। ইংরেজি ভাষায় এ ধরনের participial adjective এর ব্যবহার প্রচুর।

নিচের sentence গুলি দেখুন :

1 I saw the boy crossing the road.

2 Hearing the bell he opened the door.

উপরের sentence গুলির যে অংশে participial ব্যবহৃত হয়েছে তাকে বলে participial phrase। খেয়াল করে দেখুন participle phrase গুলির ব্যবহার adjective এর মতো। যেমন, crossing the road বর্ণনা করছে একইভাবে। 'Hearing the bell' বর্ণনা করেছে 'he' এর অবস্থা। অতএব এসব participial phrase কাজ করে adjective এর মতো।

নিচের sentence গুলির সঙ্গে ব্রাকেটে দেওয়া কথা যুক্ত করে পুনরায় লিখুন। Present participle ব্যবহার করুন। কয়েকটি করে দেওয়া হয়েছে।

1 I saw him. (He was going to school)

I saw him going to school.

2 The man is Jasim. (He is coming this way)

The man coming this way is Jasim.

3 I could hear him. (He was singing loudly)

4 Do you know the boy? (He is talking to Mamun.)

5 I returned home. (I was feeling very tired.)

6 He has a brother. (He is studying abroad.)

- 7 She sat in an armchair (She was reading a book.)
- 8 I wrote him a letter. (I requested him to help me.)
- 9 The thief got away. (He was running very fast.)
- 10 Look at the children. (They are playing in the field.)

এবার past participle অর্থাৎ v-d/v-en রূপ নিয়ে আলোচনা করা যাক। Present participle বর্ণনা করে verb এর চলমান রূপটিকে। কিন্তু past participle বর্ণনা করে verb এর completed রূপ অর্থাৎ কাজ শেষ হয়ে যাওয়া অবস্থা। যেমন,

A wounded hero

A finished product

A learned man

A tired look

এরাও participale adjective রূপে ব্যবহৃত হয়েছে তবে এরা কাজটি সম্পন্ন হয়ে যাওয়া অবস্থা বর্ণনা করেছে। ইংরেজি ভাষায় এদের ব্যবহারও প্রচুর।

Present participle এর মতো past participleও phrase এ ব্যবহৃত হতে পারে এবং adjective হিসাবে ব্যবহৃত হতে পারে। যেমন,

- 1 The building constructed a hundered years ago is still standing.
- 2 This book, first published in 1952, is still an informative book.
- 3 The man injured in the accident was taken to hospital.

উপরের sentence গুলিতে participial phrase গুলি কোনো noun কে qualify করেছে তা ভেবে বের করুন।

নিচের sentence গুলির শূন্য স্থানে ব্রাকেটে দেওয়া verb এর participle রূপ ব্যবহার করুন। Sentenceটি পড়ে ঠিক করুন present participle হবে না past participle হবে। কয়েকটি করে দেওয়া হয়েছে।

- 1 I was woken up by the baby crying. (cry)
- 2 Somebody named Mahfuz telephoned while you were out. (name)
- 3 A plane _ _ _ _ _ 105 passengers crashed yesterday. (carry)
- 4 He has a brother _ _ _ _ _ in the hospital. (work)
- 5 Some of the _ _ _ _ _ guests did not come. (invite)
- 6 Some ornaments _ _ _ _ _ to me have been stolen. (belong)
- 7 The man _ _ _ _ _ by the car has been taken to the hospital. (hit)
- 8 Lessons _ _ _ _ _ easily are soon forgotten. (learn)
- 9 _ _ _ _ _ a noise, I turned back. (hear)
- 10 A _ _ _ _ _ opportunity never returns. (lose)

The Gerund

A নিচের sentence গুলি দেখুন।

- 1 Walking is a good exercise.
- 2 She enjoys dancing.
- 3 I am tired of waiting.

উপরের Sentence গুলিতে v-ing form ব্যবহার করা হয়েছে, কিন্তু এরা present participle নয়। একটু খেয়াল করলেই বোঝা যায় যে present participle আচরণ করে adjective এর মতো, কিন্তু উপরের sentence গুলিতে v-ing form গুলি আচরণ করছে noun এর মতো। ১নং sentence এ walking হচ্ছে sentence টির subject। ২নং sentence এ dancing হচ্ছে 'enjoy' verb এর object এবং ৩নং sentence এ waiting হচ্ছে preposition of এর object।

B V-ing form যখন noun এর মতো আচরণ করে তাকে বলা হয় gerund। Verb হওয়া সত্ত্বেও এটা noun এর মতো আচরণ করে বলে একে বলা যায় verbal noun। পক্ষান্তরে participle কে বলা যায় verbal adjective। এ দুটির চেহারা একরকম হলেও ব্যবহার ভিন্ন। যেমন,

- She is fond of singing. (gerund)
 I could hear him singing loudly. (participle)
Studying abroad is very expensive. (gerund)
 He has a brother studying abroad. (participle)

e Use of Gerund

যেহেতু gerund হচ্ছে verbal noun তাই এর আচরণ noun এর মতো। এটি ব্যবহৃত হতে পারে

- ১ Sentence এর subject হিসাবে। যেমন,
Smoking is bad for health.
Seeing is believing.
- ২ Transitive verb এর object হিসাবে। যেমন,
 Stop talking.
 I like reading.
 He loves eating a lot of food.
- ৩ Preposition এর object হিসাবে। যেমন,
 He is afraid of swimming.
 He has been punished for telling a lie.
 We have been prevented from going there.
- ৪ Complement হিসাবে। যেমন,
 Seeing is believing.
 What I dislike most is smoking.\

D নিচের দাগ দেওয়া শব্দগুলি gerund হলে পাশে **G** লিখুন এবং participle হলে **P** লিখুন। দুটি করে দেওয়া হয়েছে।

- 1 Gambling is a bad habit. (G)
- 2 The man sitting on the bench is my brother. (P)
- 3 A rolling stone gathers no moss. ()
- 4 I prefer dancing to singing. ()
- 5 The miser hates spending money. ()
- 6 I was happy to see them enjoying themselves. ()
- 7 Everything depends on his coming. ()
- 8 I like reading detective novels. ()
- 9 Begin writing from the next page. ()
- 10 We found his sleeping on the couch. ()

ANSWER KEY

Lesson 1

- D** 3 (I) 4 (T) The door
 5 (T) This book 6 (T) him
 7 (I) 8 (I)
 9 (T) a lie 10 (I)
 11 (I) 12 (T) a letter

- F** 2 $\frac{\text{you}}{\text{I}}$, $\frac{\text{a cup of tea}}{\text{D}}$
 3 $\frac{\text{me}}{\text{I}}$, $\frac{\text{a nice letter}}{\text{D}}$
 4 $\frac{\text{me}}{\text{I}}$, $\frac{\text{a secret}}{\text{D}}$
 5 $\frac{\text{me}}{\text{I}}$, $\frac{\text{some money}}{\text{D}}$
 6 $\frac{\text{Rabiul}}{\text{I}}$, $\frac{\text{a difficult question}}{\text{D}}$

- H** 1 (I) 2 (T) 3 (I) 4 (T) 5 (T) 6 (T) 7 (T) 8 (I)

Lesson 2

- D** 1 She has not helped me.
 2 He is not an intelligent man.
 3 They did not live here.
 4 Harun has not heard the story.
 5 You ought not to go.

- F** 2 Was she safe?
 3 Did my friends leave early?
 4 Are the children playing?
 5 Should he go now?
 6 Did Rajib come to see me?

- H** 3 can you? 4 doesn't she?
 5 mustn't we? 6 will you?

- J** 3 must 4 didn't
 5 won't 6 have

- K** 3 was 4 did
 5 did 6 could

Lesson 3

- G** 4 (PP) 5 (P) 6 (Pr. P) 7 (S) 8 (PP) 9 (S) 10 (S)

SSC Programme

Lesson 5

- C** 4 (Pt) 5 (P) 6 (Pt) 7 (P)
8 (F) 9 (Pt) 10 (Pt)
- I** 3 prefers 4 is raining
5 have read 6 have waited/have been waiting
7 leaves/is leaving 8 smell
9 is singing 10 hear
- N** 3 were, had been working
4 went, had left
5 heard, was trying
6 was cooking, rang
7 was shining, went, returned, was raining
- S** 4 were playing 5 had done
6 has been crying 7 was moving
8 bought 9 will be staying
10 am doing 11 wants
12 will show

Lesson 6

- L** 2 is 3 is 4 is 5 costs
6 has 7 has 8 is 9 is 10 are

Lesson 7

- F** 1 I want to help you.
2 He likes to play football.
3 It is her habit to get up before dawn.
4 We were sorry to hear the news.
5 It is our duty to obey our elders.

Lesson 8

- D** 3 I could hear him singing loudly.
4 Do you know the boy talking to Mamun?
5 I returned home feeling very tired. Or,
Feeling very tired I returned home.
6 He has a brother studying abroad.
7 She sat in an arm chair reading a book.
8 I wrote him a letter requesting him to help me.
9 The thief got away running very fast. Or,
Running very fast the thief got away.
10 Look at the children playing in the field.
- G** 3 carrying 4 working
5 invited 6 belonging
7 hit 8 learnt
9 hearing 10 lost

Lesson 9

- D** 3 (P) 4 (G) 5 (G) 6 (P)
7 (G) 8 (G) 9 (G) 10 (P)

UNIT 12

Adjective

LESSON 1

What is an Adjective

A নিচের বাক্যগুলো পড়ুন।

He is a **good** boy.

She is **intelligent**.

I have **two** eyes.

উপরের বাক্যগুলোতে **good, intelligent, two** শব্দগুলো যথাক্রমে boy, she, eyes শব্দগুলো সম্পর্কে কিছু বলছে; অর্থাৎ ঐ গুলোকে বর্ণনা করছে।

ইংরেজি grammar এ এ ধরনের describing word বা বর্ণনামূলক শব্দকে **adjective** বলে।

B Pick out the adjectives in the following sentences.

- 1 Kamal is a clever boy.
- 2 She has a new, green dress.
- 3 Dhaka is a large, busy city.
- 4 This mango is sweet.
- 5 He has bought a new bicycle.
- 6 There are not many students in the class today.
- 7 The day is fine.
- 8 There is not much rain in Australia.

C Put suitable adjectives in the blanks

- 1 Bangladesh is a _____ country.
- 2 A cow has _____ legs.
- 3 The Padma is a _____ river.
- 4 He is an _____ man.
- 5 He has not _____ money.
- 6 Everest is a _____ mountain.
- 7 A dog is a _____ animal.

Kinds of Adjectives

A Adjectives of quality

নিচের বাক্যগুলো লক্ষ করুন।

He is an **old** man.

This is a **new** book.

That is a **bad** egg.

It is a **fat** cat.

She is a **beautiful** girl.

এখানে **old, new, bad, fat, beautiful** শব্দগুলো **adjectives** এবং এগুলো যথাক্রমে **man, book, egg, cat** ও **girl** **noun** গুলোর পূর্বে বসে কী ধরনের (what sort) লোক, কী ধরনের বই ইত্যাদি বলছে। এরূপ **adjective**কে ইংরেজি **grammar** এর ভাষায় **adjective of quality** বলা হয়।

B Match the **adjectives** of quality in **List A** with the nouns in **List B**.

A	B
fast	animal
green	boy
handsome	city
hot	field
old	girl
pretty	knife
sharp	river
tall	train
wide	tea
wild	tree

C Put suitable **adjectives** in the blanks.

- 1 An elephant is a _____ animal.
- 2 Mamun is a _____ boy.
- 3 Mohsin was a _____ man.
- 4 Dhaka is an _____ city.
- 5 Akbar was a _____ Mughal emperor.
- 6 She is an _____ girl.
- 7 I bought a red and _____ pencil.
- 8 The horse is a _____ animal.
- 9 A soldier is a _____ man.
- 10 The Mahanagar Express is a _____ train.

D Adjectives of quantity

Kamal has **two** books.

He has not **many** books.

He has **few** books.

Sharmin has **five** taka.

She has not **much** money.

She has **little** money.

Shahriyar has **no** money.

Hasan has **some** money.

Has Hasan **any** money?

উপরের বাক্যগুলো লক্ষ করলে দেখা যাবে **two, many, few, five, much, little, no, some, any** ইত্যাদি শব্দগুলো নামবাচক শব্দের (Noun word) পূর্বে বসে এ গুলোর সংখ্যা কিংবা পরিমাণ বোঝাচ্ছে, অর্থাৎ কতগুলো (how many) বই বা কি পরিমাণ (how much) অর্থ ইত্যাদি নির্দেশ করছে। এরূপ সংখ্যা বা পরিমাণ নির্দেশক শব্দকে ইংরেজি grammar এ **adjective of quantity** কিংবা **quantitative adjective** বলা হয়।

Many ও **few** শব্দ দুটি countable plural noun এর সংগে এবং **much** ও **little** শব্দ দুটি uncountable noun এর সংগে ব্যবহৃত হয়।

Some শব্দটি সাধারণত হ্যাঁ বোধক বাক্যে (affirmative sentence) এবং **any** শব্দটি না বোধক (Negative) এবং প্রশ্নবোধক বাক্যে (interrogative sentence) আমরা ব্যবহার করে থাকি।

E Put an **adjective of quantity** in each of the following blanks.

- 1 I am very busy. I have ___time to listen to you.
- 2 We must save _____money for the future.
- 3 He did not speak clearly and _____ people understood what he said.
- 4 A baby eats very _____ food.
- 5 There are _____districts in Bangladesh.
- 6 Do you have _____ friends in England?
- 7 We must have _____ food everyday to keep healthy.
- 8 There is not _____ water in the jug.
- 9 _____ students are present in the class today.
- 10 There are ___ people than the seats in the hall.

F Use **many** or **much** in these sentences.

- 1 I have not _____ money.
- 2 There is not _____ food in the house.
- 3 How _____ brothers or sisters do you have?
- 4 He does not know _____ English.
- 5 How _____ does this book cost?
- 6 There are _____ rivers in Bangladesh.
- 7 Are there _____ students absent today?
- 8 How _____ milk do you need?

G Put **some** or **any** in the blanks.

- 1 There are not _____ books on the table.
- 2 There are _____ people in the field.
- 3 There are not _____ flowers in the garden.
- 4 Have you got _____ brothers at school?
- 5 I will buy _____ salt and sugar.
- 6 He does not have _____ sisters.
- 7 I need _____ money.
- 8 She bought _____ stamps from the post office.

7 Demonstrative adjectives

I like **this** pen.

I don't like **that** picture.

These books are new.

Those mangoes are green.

উপরের বাক্যগুলোতে **this, that, these** ও **those** শব্দগুলো যথাক্রমে pen, picture, books ও mangoes noun গুলোর পূর্বে বসে এ গুলোকে নির্দেশ বা point out করেছে। সুতরাং **this, that, these** ও **those** শব্দগুলো demonstrative adjectives.

This ও These শব্দ দুটি দ্বারা নিকটবর্তী কোনো ব্যক্তি বা বস্তুকে বোঝায় এবং that ও those দ্বারা দূরবর্তী কোনো ব্যক্তি বা বস্তুকে নির্দেশ করে। This ও That singular countable বা uncountable noun এর সাথে ব্যবহৃত হয় এবং these ও those শুধু countable plural noun এর সংগে বসে।

7 Fill in the blanks with **demonstrative adjectives**.

- 1 I have bought _____ pen for sixty taka.
- 2 This pen is mine. _____ pen is yours.
- 3 _____ mangoes are sweet.
- 4 Have you read _____ book which I am reading?
- 5 These sticks are short. _____ sticks are long.
- 6 _____ books are new. Those are old.
- 7 _____ boys on the back seat are talking to each other.
- 8 I know _____ man.

7 Interrogative adjectives

Which pen is yours?

What book are you reading now?

Whose pencil is this?

এখানে **which, what, whose** - এ শব্দ তিনটি যথাক্রমে pen, book ও pencil শব্দগুলোর পূর্বে বসে এগুলো সম্পর্কে প্রশ্ন করছে। এ ধরনের question word গুলোকে ইংরেজিতে **interrogative adjectives** বলে।

7 Put suitable **interrogative adjectives** in the blanks.

- 1 _____ class are you in?
- 2 _____ pen is this?
- 3 _____ time is it now?
- 4 _____ price is this bicycle?
- 5 _____ book is yours, this one or that one?
- 6 _____ colour is the sky?
- 7 _____ pen is yours?
- 8 _____ day is today?

L Possessive adjectives

নিচের বাক্যগুলো পড়ুন।

This is **my** book.

That is **your** pen.

It is **her** pencil.

উপরের বাক্যগুলোতে ব্যবহৃত **my, your** ও **her** শব্দ তিনটি যথাক্রমে book, pen ও pencil শব্দগুলোর পূর্বে বসে ঐ জিনিসগুলো কার [who those things belong to] তা আমাদের বলে দিচ্ছে।

এ ধরনের অধিকার (possession) বা মালিকানা প্রকাশক শব্দকে ইংরেজিতে **possessive adjective** বলা হয়।

M Put a **possessive adjective** in each of the following blanks.

- 1 They are working in _ _ _ _ garden.
- 2 I have broken _ _ _ _ pencil.
- 3 He will sell out _ _ _ _ bicycle.
- 4 We love _ _ _ _ country.
- 5 Ms Mahmuda is feeding _ _ _ _ baby.

N Rewrite these sentences using **possessive adjectives**.

eg Q This book is mine.

A This is **my** book.

- 1 That pen is yours.
- 2 This pencil is hers.
- 3 Those books are theirs.
- 4 This umbrella is his.
- 5 These toys are ours.

O Distributive adjectives

Each girl will have a prize.

Every boy must do his homework.

You may take **either** book.

Neither restaurant is expensive.

উপরের বাক্যগুলোতে **each, every, either** ও **neither** শব্দগুলো adjective এবং এগুলো যথাক্রমে girl, boy, book ও restaurant এই noun গুলোর পূর্বে বসে সেগুলোকে আলাদা আলাদাভাবে (separately) বোঝাচ্ছে। এরূপ adjective গুলোকে ইংরেজি grammar এ **distributive adjective** বলে।

Each শব্দটি দ্বারা দুই বা ততোধিক এবং **every** শব্দটি দ্বারা তিন বা ততোধিক ব্যক্তি বা বস্তুকে বোঝায়। **either** শব্দটি দ্বারা দুয়ের মধ্যে যে কোনো একজন ব্যক্তি বা একটি বস্তুকে

SSC Programme

নির্দেশ করে। দু'য়ের কোনোটাই না বলতে আমরা **neither** শব্দটি ব্যবহার করে থাকি।

Each ও **every** শব্দ দুটির মধ্যে অর্থের দিক দিয়ে তেমন কোনো পার্থক্য নেই। এগুলো প্রায়ই একই অর্থে ব্যবহৃত হয়ে থাকে। যেমন,

She looks more beautiful **each/every** time I see her.

P Put a **distributive adjective** in each of the following blanks.

- 1 You can take _____ book.
- 2 The Headmaster gave a book to _____ student.
- 3 _____ student must do it.
- 4 We want _____ child to be happy.
- 5 _____ person in turn went to the doctor.
- 6 The doctor gave _____ patient the same medicine.
- 7 These are trees on _____ side of the road.
- 8 Come on Friday or Monday. _____ day is OK.
- 9 Here are two sentences. Study _____ one carefully.
- 10 _____ pen is good. Give me another one.

Q **Position of Adjectives : attributive and predicative use**

Adjective of quantity এবং demonstrative, interrogative, possessive ও distributive adjective সর্বদা noun এর পূর্বে বসে। যেমন,

Six people

this book

which boy

my pencil

each girl

আবার adjective of quality noun এর পূর্বে যেমন,

a **poor** boy

a **rich** man

a **lovely** garden

কিংবা **verb** এর পরেও বসতে পারে। যেমন,

The boy is **clever**.

She is **intelligent**.

The weather is **bad**.

Adjective noun পূর্বে বসলে তাকে **attributive** এবং পরে বসলে তাকে **predicative** বলা হয়ে থাকে।

Adjectives : Degrees of Comparison

A নিচের ছবিগুলো দেখুন ও বাক্যগুলো পড়ুন।

- 1 Munir is a **tall** boy.
- 2 Mamun is **taller** than Munir.
- 3 Masud is the **tallest** boy of the three.

এখানে লক্ষ করলে দেখা যাবে **Munir, Mamun** ও **Masud** এর দৈহিক উচ্চতা বিভিন্ন মাত্রায় রয়েছে (in different degrees) এবং সেগুলো adjective এর তিনটি form দ্বারা প্রকাশ করা হয়েছে। যেমন,

tall

taller

tallest

ইংরেজি grammarএ এই form গুলোকে যথাক্রমে **positive, comparative** এবং **superlative degree** বলা হয়।

B Short adjectives

এক syllable বিশিষ্ট adjective এর সংগে er যোগ করে **comparative** এবং est যোগ করে **superlative** গঠিত হয়ে থাকে। যেমন,

<i>Positive</i>	<i>Comparative</i>	<i>Superlative</i>
bright	brighter	brightest
bold	bolder	boldest
cheap	cheaper	cheapest
cold	colder	coldest
great	greater	greatest
high	higher	highest
long	longer	longest
quick	quicker	quickest
short	shorter	shortest
strong	stronger	strongest
tall	taller	tallest
young	younger	youngest

e যে সকল adjective এর শেষ অক্ষর e উহাদের সাথে শুধু r যোগ করে **comparative** এবং st যোগ করে **superlative** গঠিত হয়। যেমন,

<i>Positive</i>	<i>Comparative</i>	<i>Superlative</i>
brave	braver	bravest
fine	finer	finest
large	larger	largest
late	later	latest
nice	nicer	nicest
wide	wider	widest

D যে adjective এর শেষ অক্ষর consonant এবং যার ঠিক পূর্বে একটি মাত্র vowel, comparative গঠন করার সময় তার শেষ অক্ষরটি সাধারণত double হয়ে যায়। যেমন,

<i>Positive</i>	<i>Comparative</i>	<i>Superlative</i>
big	bigger	biggest
fat	fatter	fattest
hot	hotter	hottest
thin	thinner	thinnest

ব্যতিক্রম :

<i>Positive</i>	<i>Comparative</i>	<i>Superlative</i>
clever	cleverer	cleverest
low	lower	lowest
new	newer	newest ইত্যাদি

E এক বা দুই syllable বিশিষ্ট adjective যার শেষ অক্ষর y এবং যার ঠিক পূর্বের অক্ষরটি consonant, comparative ও superlative গঠন করার সময় y সাধারণত i এ পরিবর্তিত হয়ে থাকে। যেমন,

<i>Positive</i>	<i>Comparative</i>	<i>Superlative</i>
busy	busier	busiest
early	earlier	earliest
happy	happier	happiest
heavy	heavier	heaviest
lazy	lazier	laziest
lovely	lovelier	loveliest
pretty	prettier	prettiest
ugly	uglier	ugliest

7 Longer adjectives

দুই syllable বিশিষ্ট adjective যার শেষ বর্ণ y নয় কিংবা তিন বা ততোধিক syllable বিশিষ্ট adjective এর ক্ষেত্রে adjective এর পূর্বে more বসিয়ে comparative এবং most বসিয়ে superlative গঠিত হয়। যেমন,

<i>Positive</i>	<i>Comparative</i>	<i>Superlative</i>
beautiful	more beautiful	most beautiful
careful	more careful	most careful
cheerful	more cheerful	most cheerful
comfortable	more comfortable	most comfortable
dangerous	more dangerous	most dangerous
difficult	more difficult	most difficult
expensive	more expensive	most expensive
handsome	more handsome	most handsome
important	more important	most important
intelligent	more intelligent	most intelligent
natural	more natural	most natural
precious	more precious	most precious
tragic	more tragic	most tragic
useful	more useful	most useful
valuable	more valuable	most valuable

৯ কতগুলি দুই syllable বিশিষ্ট adjective এর উভয় প্রকার comparative ও superlative সম্ভব। তবে **more/most** formই অধিক পছন্দনীয় ও স্বাভাবিক (natural)। যেমন,

<i>Positive</i>	<i>Comparative</i>	<i>Superlative</i>
clever	cleverer/more clever	cleverest/most clever
common	commoner/more common	commonest/most common
cruel	crueller/more cruel	cruellest/most cruel
gentle	gentler/more gentle	gentlest/most gentle
polite	politer/more polite	politest/most polite
quiet	quieter/more quiet	quietest/most quiet

7 Irregular comparatives and superlatives

নিচের adjective গুলো **comparative** ও **superlative** গঠনের প্রচলিত নিয়ম নীতি মেনে চলে না। যেমন,

<i>Positive</i>	<i>Comparative</i>	<i>Superlative</i>
bad	worse	worst
far	farther/further	farthest/furthest
good	better	best
little	less	least
many/much	more	most
old	older/elder	oldest/eldest

Structures with Comparisons

A Positive : as + positive + as

The boy is **as tall as** his father.

Sharmin is **as intelligent as** Nahid.

This stick is **as long as** that one.

দুজন ব্যক্তি বা দুটি বস্তুর মধ্যে adjective এর তুলনা করা হলে এবং তারা কোনো না কোনোভাবে একই রকম (the same in some way) বোঝাতে আমরা উপরোক্ত structure টি ব্যবহার করি।

Negative ক্ষেত্রে **positive structure** এ আমরা not so/ not as + adjective + as ব্যবহার করে থাকি। যেমন,

The boy is not **so tall as** his father.

or

The boy is not **as tall as** his father.

তবে আধুনিক ইংরেজিতে not as + adjective + as structureটিই অধিক প্রচলিত।

B Comparative : comparative + than

The boy is **taller than** his father.

Sharmin is **more intelligent than** Nahid.

This stick is **longer than** that one.

দুজন ব্যক্তি বা দুটি বস্তুর মধ্যে adjective এর তুলনা করা হলে এবং তাদের দোষ-গুণ কম বেশী বোঝাতে আমরা এ structure টি ব্যবহার করে থাকি।

C Superlative : the + superlative + in/of

Dhaka is the **biggest** city in Bangladesh.

Tapan is the **tallest** boy of the three.

Sharmin is the **most beautiful** girl in the class.

দুইয়ের অধিক ব্যক্তি বা বস্তুর মধ্যে adjective এর তুলনা করা হলে এবং বিশেষ কোনো একজন ব্যক্তি বা একটি বস্তুর দোষ, গুণ, অবস্থা ইত্যাদির পরিমাণ কম বেশী বোঝাতে এ structure টি ব্যবহৃত হয়।

D elder and eldest; older and oldest

My **elder/older** brother lives in Canada.

His **eldest/oldest** daughter is a medical student.

elder/eldest আত্মীয় স্বজনের নামের পূর্বে ব্যবহৃত হয়। যেমন, brother, sister, son, daughter, grandson, granddaughter ইত্যাদি। তবে এক্ষেত্রে **older/oldest** এর ব্যবহারও সম্ভব।

My **elder** brother/sister বলতে আমরা শুধু একজন মাত্র ভাই কিংবা বোন আছে বোঝায়। একের অধিক ভাই বা বোন থাকলে আমরা **my eldest** brother/sister বলে থাকি।

E Fill in the blanks with suitable words.

- 1 I am _____ old _____ him.
- 2 She is _____ best girl _____ the class.
- 3 This pan is better _____ that.
- 4 He is _____ wisest man _____ the village.
- 5 Laila is _____ most clever girl _____ the three.
- 6 He is _____ strong _____ a lion.
- 7 The weather is worse today _____ yesterday.

F Put the **adjectives** in brackets into their correct form.

- 1 Your pen is as (good) as mine.
- 2 Everest is the (high) mountain in the Himalayas.
- 3 The weather is (fine) than yesterday.
- 4 His hand is as (cold) as ice.
- 5 The elephant is the (big) of all land animals.
- 6 This bag is (heavy) than that one.
- 7 Iron is the (useful) metal.
- 8 Food is (important) than clothes.
- 9 I have (little) money than you have.
- 10 Cairo is the (old) city in the world.

A N S W E R K E Y

Lesson 1

- | | |
|--|---|
| <p>B</p> <p>1 clever</p> <p>3 large, busy</p> <p>5 new</p> <p>7 many</p> <p>9 that</p> | <p>2 new, green</p> <p>4 sweet</p> <p>6 some, my</p> <p>8 fine</p> <p>10 much</p> |
| <p>C</p> <p>1 small/beautiful</p> <p>3 big</p> <p>5 her</p> <p>7 much</p> <p>9 high</p> | <p>2 four</p> <p>4 old</p> <p>6 this/that</p> <p>8 which</p> <p>10 useful</p> |

Lesson 2

- | | |
|--|--|
| <p>B</p> <p>fast train</p> <p>handsome boy</p> <p>old city</p> <p>sharp knife</p> <p>wide river</p> | <p>green field</p> <p>hot tea</p> <p>pretty girl</p> <p>tall tree</p> <p>wild animal</p> |
| <p>C</p> <p>1 big</p> <p>3 kind</p> <p>5 great/famous</p> <p>7 blue</p> <p>9 brave</p> | <p>2 good</p> <p>4 old</p> <p>6 intelligent</p> <p>8 noble/strong</p> <p>10 fast</p> |

SSC Programme

E	1	no	2	some
	3	few	4	little
	5	sixty four	6	any
	7	enough	8	much
	9	All	10	more
F	1	much	2	much
	3	many	4	much
	5	much	6	many
	7	many	8	much
G	1	any	2	some
	3	any	4	any
	5	some	6	any
	7	some	8	some
I	1	This	2	That
	3	Those	4	This
	5	Those	6	Those
	7	Those	8	This/That
K	1	What	2	Whose
	3	What	4	What
	5	Which	6	What
	7	Which	8	What
M	1	their	2	my
	3	his	4	our
	5	her		
N	1	That is my book.		
	2	This is her pencil.		
	3	Those are their books.		
	4	This is his umbrella.		
	5	These are our toys.		
P	1	either	2	each
	3	Every	4	every
	5	Each	6	every
	7	either	8	Each
	9	each	10	Neither
<i>Lesson 4</i>				
E	1	as, as	2	the, in
	3	than	4	the, in
	5	the, of	6	as, as
	7	than		
F	1	as good as	2	highest
	3	finer	4	as cold as
	5	biggest	6	heavier
	7	most useful	8	more important
	9	less	10	oldest

UNIT 13

Adverbs

LESSON 1

What is an Adverb

- A** নিচের sentence গুলো দেখুন।
 The man walks **slowly**.
 The boy is **extremely** happy.
 The horse runs **very fast**.

এখানে প্রথম বাক্যে **slowly** শব্দটি **walk** verb টি সম্পর্কে, **extremely** শব্দটি **happy** adjective সম্পর্কে এবং **very** শব্দটি **hard** adverb সম্পর্কে অতিরিক্ত কিছু বলছে। অর্থাৎ প্রথম বাক্যে **slowly** শব্দটি লোকটি কিভাবে হাঁটে, দ্বিতীয় বাক্যে বালকটি কতটুকু আনন্দিত এবং তৃতীয় বাক্যে ঘোড়া কেমন দ্রুত দৌড়ায় আমাদের বলে দিচ্ছে। ইংরেজিতে এ ধরনের শব্দকে **adverb** বলা হয়।

Adverb সাধারণত verb এর সংগে বসে কিংবা adjective বা অন্য কোনো adverb এর সংগে বসে ঐ গুলো সম্পর্কে আমাদের অতিরিক্ত কিছু তথ্য দিয়ে থাকে।

- B** Find out the **adverbs** in the following sentences.

- 1 The bird sings sweetly.
- 2 He is very happy.
- 3 They work very hard.
- 4 She can sing well.
- 5 The children are shouting happily.
- 6 The soldiers fought bravely.
- 7 They are running fast.
- 8 The teacher speaks softly.
- 9 Shahana can dance beautifully.
- 10 The bottle was quite empty.

- C** Fill in the blanks with the adverbs given in the list.

always	fast	just	regularly	slowly
suddenly	today	very	well	yet

- 1 He ran _ _ _ _ and won the race.
- 2 The man is _ _ _ _ kind and he helps the poor people.
- 3 He can play football very _ _ _ _ .
- 4 He _ _ _ _ decided to leave the country.
- 5 Look! A man is climbing the tree _ _ _ _ .

Kinds of Adverbs

Adverb of manner

- A** He runs **quickly**.
She sings **sweetly**.
He works **hard**.

উপরের বাক্যগুলোতে **quickly, sweetly** ও **hard** শব্দ তিনটি adverb এবং এগুলো যথাক্রমে run, sing ও work verb দ্বারা সূচিত কাজগুলো কিভাবে হয় (how the actions are done) আমাদের বলে দিচ্ছে। এ ধরনের adverb কে ইংরেজিতে **adverb of manner** বলে।

B Adverb of place

- He came **here**.
She went **there**.
He has gone **out**.

এখানে **here, there** ও **out** শব্দগুলো adverb এবং এগুলো যথাক্রমে came, went ও has gone verb গুলো দ্বারা সূচিত কাজগুলো কোথায় সম্পন্ন হয় [where the actions are done] আমাদের বলছে। এ সমস্ত adverb কে **adverb of place** বলা হয়ে থাকে।

C Adverb of time

- He went home **yesterday**.
I am doing my homework **now**.
He will return **soon**.

এখানে **yesterday, now** ও **soon** শব্দগুলো adverb এবং এগুলো যথাক্রমে went, am doing ও will return verb গুলো দ্বারা সূচিত কাজগুলো কখন হয় [when the actions are done] বলে দিচ্ছে। এরূপ adjective কে ইংরেজিতে **adverb of time** বলা হয়।

D Adverb of frequency

- He **often** comes here.
She **always** speaks the truth.
He is **never** late for school.

উপরের বাক্যগুলোতে ব্যবহৃত **often, always** ও **never** শব্দ তিনটি adverb এবং এগুলো come, speak ও is দ্বারা সূচিত কাজগুলো কতবার [how often] হয় আমাদের বলছে। এ ধরনের adverb গুলোকে **adverbs of frequency** বলা হয়ে থাকে।

E Sentence adverb

- Surely** that is Kamal over there?
Unfortunately, he could not pass the exam.
Luckily, he was unhurt in the accident.

এখানে surely, unfortunately ও luckily শব্দ তিনটি adverb এবং এগুলো বিশেষ কোনো শব্দ সম্পর্কে কিছু না বলে পুরো বাক্যটি সম্পর্কে কিছু বলছে বা modify করছে। এরূপ adverbকে ইংরেজিতে **sentence adverb** বলা হয়।

7 Adverb of degree

He ran **very** quickly.

The man is **too** old to walk.

He **nearly** died.

উপরোক্ত বাক্যগুলোতে **very**, **too** ও **nearly** শব্দ তিনটি adverb এবং এগুলো যথাক্রমে quickly, old ও died শব্দগুলো সম্পর্কে অতিরিক্ত কিছু বলছে বা modify করছে। এ ধরনের adverbকে ইংরেজিতে **adverb of Degree** বলা হয়। Degree adverbs সাধারণত verbs, adjectives ও অন্য কোনো adverb কে modify করে।

LESSON 3

Position of Adverbs

A Mid-position

কোনো কোনো adverb বাক্যের মাঝখানে verb এর সংগে বসে থাকে। যেমন,

He **never** tells a lie.

She **always** speaks the truth.

The picture is **very** beautiful.

সাধারণত outside, daily, monthly, well, badly, too, either, as well, yesterday, today, tomorrow ইত্যাদি adverb গুলো বাক্যের মাঝখানে বসে না। তবে well ও badly adverb দুটি passive voice এ verb এর past participle form এর পূর্বে বসে থাকে।

B End-position

কতগুলো adverb শুধু বাক্যের শেষে বসে থাকে। যেমন,

I like it **too**.

I don't like it **either**.

He reads newspaper **daily**.

Monthly, late, as well ইত্যাদি adverb গুলোও কেবল বাক্যের শেষে বসে থাকে।

C Initial-position

ইংরেজিতে কিছু কিছু adverb আছে যা সাধারণত বাক্যের প্রথমেই ব্যবহার করতে হয়। যেমন,

Perhaps it's going to rain.

Surely you don't think she's beautiful?

Sometimes I go shopping.

Actually you're mistaken.

তবে বাক্যের শেষে ও মাঝখানে ব্যবহৃত অনেক adverb বাক্যের প্রথমেও ব্যবহার করা যেতে পারে। যেমন,

He cried out **suddenly**.

Suddenly he cried out.

He went away **yesterday**.

Yesterday he went away.

Do you **often** come here?

SSC Programme

Do you come here **often**?

Comparison of Adverbs

A Adjective এর মতো adverb এরও degrees of comparison রয়েছে। তবে শুধু adverbs of manner এবং কোনো কোনো ক্ষেত্রে adverb of time এর comparative ও superlative degree হয়ে থাকে।

	<i>Positive</i>	<i>Comparative</i>	<i>Superlative</i>
(i)	fast hard high early soon	faster harder higher earlier sooner	fastest hardest highest earliest soonest
(ii)	beautifully bravely easily happily loudly slowly softly quickly quietly	more beautifully more bravely more easily more happily more loudly more slowly more softly more quickly more quietly	most beautifully most bravely most easily most happily most loudly most slowly most softly most quickly most quietly
(iii)	badly well	worse better	worst best

B Find out the **adverbs** in the following sentences and say what kind each one is.

- 1 He can swim well.
- 2 Where are you going now?
- 3 May I come in, Sir?
- 4 I am too tired to walk.
- 5 It is raining hard.
- 6 When will you come here?
- 7 He is quite a good swimmer.
- 8 The children are playing happily.
- 9 Sometimes I walk to school.

e Fill in the blanks with suitable **adverbs**.

never, yet, too, always, often, certainly, very, out

- 1 The sun _ _ _ _ rises in the east.
- 2 He is _ _ _ _ ill to go to school.
- 3 Selim is a good boy. He _ _ _ _ tells a lie.
- 4 I cannot walk longer. I am _ _ _ _ tired.
- 5 It _ _ _ _ rains during the rainy season.
- 6 Don't go _ _ _ _ into the rain.
- 7 She studies very hard. She will _ _ _ _ do well in the exam.
- 8 It is almost evening. He has not _ _ _ _ returned home.

d Put the adverbs into their correct **degrees**.

(positive, comparative or superlative).

- 1 She works (hard) than you.
- 2 He can walk (quickly) than me.
- 3 She sings (badly) than her sister.
- 4 The (long) I can stay here is three hours.
- 5 Could you talk a bit (quietly), please?
- 6 You are always tired in the mornings. You should go to bed (early).
- 7 Could you speak a little (slowly)?
- 8 The more you practise your English the (fast) you will learn.
- 9 I can run as (fast) as you.
- 10 I will come back as (soon) as I can.

A N S W E R K E Y

Lesson 1

- | | | | | |
|----------|---|-------------|----|----------|
| B | 1 | sweetly | 2 | very |
| | 3 | very, hard | 4 | well |
| | 5 | happily | 6 | bravely |
| | 7 | fast | 8 | softly |
| | 9 | beautifully | 10 | quite |
| C | 1 | fast | 2 | very |
| | 3 | well | 4 | suddenly |
| | 5 | slowly | | |

Lesson 4

- | | | | | |
|----------|---|--------------|----|---------------------|
| B | 1 | well | : | adverb of manner |
| | 2 | now | : | adverb of time |
| | 3 | in | : | adverb of place |
| | 4 | too | : | adverb of degree |
| | 5 | hard | : | adverb of manner |
| | 6 | here | : | adverb of place |
| | 7 | quite | : | adverb of degree |
| | 8 | happily | : | adverb of manner |
| | 9 | sometimes | : | adverb of frequency |
| C | 1 | always | 2 | too |
| | 3 | never | 4 | very |
| | 5 | often | 6 | out |
| | 7 | certainly | 8 | yet |
| D | 1 | harder | 2 | more quickly |
| | 3 | worse | 4 | longest |
| | 5 | more quietly | 6 | earlier |
| | 7 | more slowly | 8 | faster |
| | 9 | as fast as | 10 | as soon as |

UNIT 14

Informal Letters

LESSON 1

1 *Reza writes a letter to Paul, telling him about himself.*

A Read this letter.

House 23, Road 20
Banani, Dhaka 1213
Bangladesh
15 September 1994

Dear Paul,

I got your address from a daily newspaper. You said you would like to be a pen-friend to a Bangladeshi boy. I'm writing this letter to tell you that I would like to be your pen-friend.

My name is Rezaul Karim. I'm 15 years old. My father is a shopkeeper and my mother teaches at a primary school. I work at my father's shop. I have a sister. She is 12 years old. She is in class 7.

Well, all this is about me for now. What about you? Please write to me soon. Tell me all about yourself.

Yours sincerely,

Reza

By Air Mail	Stamp
From: Reza Bangladesh	Paul Adams 29 Southgate Rd N1, London UK

SSC Programme

- B** Read and note.
- address — ঠিকানা
 pen-friend — চিঠির মাধ্যমে বন্ধু। pen-friend সাধারণত বিদেশী হয়।
 for now — এখনকার মতো
 what about you? — আপনার কথা বলুন অথবা আপনি নিজের সম্পর্কে বলুন।
 yours sincerely — আপনার একান্ত

e Answer these questions, first orally then in writing.
 (এই প্রশ্নগুলোর উত্তর দিন। প্রথমে মুখে মুখে, পরে লিখিতভাবে।)

- 1 Where is the letter from?
- 2 When is it written?
- 3 Who is it written to?
- 4 Who is it from?
- 5 What is the receiver's address?

D চিঠির এই form টি লক্ষ্য করুন

Form 1

House 23 Road 20 Banani, Dhaka 1213 Bangladesh	1 ADDRESS
15 September 1994	2 DATE
Dear Paul,	3 GREETING
I got you address -	4 BODY OF THE LETTER
yourself.	
Yours sincerely,	5 CLOSING
Reza	6 SIGNATURE
Paul Adams, - - - - - - - - - - UK	7 RECEIVER'S ADDRESS

- 1 Address (ঠিকানা) : Address থাকবে চিঠির ডানপাশে, সবার উপরে। এতে sender's (পত্র লেখকের) ঠিকানা দেয়া হয়।
- 2 Date (তারিখ) : সাধারণত address এর নিচে তারিখ, অর্থাৎ যে দিন চিঠিটি লেখা হয় সে দিনের তারিখ লেখা হয়। তারিখ কয়েকভাবে লেখা যায়।
Example :
15 September 1994,
15th September 1994,
15-9-94,
September 15, 1994 ইত্যাদি।
- 3 Greeting (সম্ভাষণ) : Greeting চিঠির বামপাশে address ও date এর নিচে লেখা হয়।
I) আত্মীয়স্বজনকে সম্ভাষণের জন্য : Dear Father, Dear Aunt, Dear Karim, etc.
II) পরিচিত ব্যক্তিকে সম্ভাষণের জন্য : Dear Mrs Haq, Dear Mr Zaman, etc.
- 4 Body (পত্রের মূল অংশ) : সাধারণত Greeting এর নিচে বাম পাশে একটু জায়গা ছেড়ে দিয়ে যেভাবে paragraph শুরু হয়, সেভাবে শুরু করতে হবে। Body তে একাধিক paragraph থাকতে পারে।
- 5 Closing (বিদায় সম্ভাষণ): এই অংশে পত্রলেখক receiver (প্রাপক) এর কাছ থেকে বিদায় নেন। এই closing কয়েকভাবে লেখা যায় :
Yours sincerely,
Yours affectionately,
Yours ever, etc.
এর পর একটি কমা (,) দিতে হবে।
- 6 Signature (স্বাক্ষর) : এখানে পত্রলেখক নিজের নাম স্বাক্ষর করবেন।
- 7 Receiver's address (প্রাপকের ঠিকানা) : খামের উপর ডানদিকে প্রাপকের ঠিকানা লিখতে হয়। বামপাশে প্রেরকের ঠিকানা লেখা যায়।

৪ Activities :

- 1 Suppose you have a pen-friend, Mary. She lives in Kathmandu, Nepal. Write a letter to her telling her about:
 - a your age
 - b your family
 - c your school/job
 - d where you live
- 2 Write a letter to your friend/pen-friend about yourself.

2 *A reply from Paul*

A Read.

29 Southgate Road
N 1, London
UK

25 September 1994

Dear Reza,

Thank you for your letter of 15th September. I'm glad to be your pen-friend. I'm 16 years old. I'm a student of 'O'level. My mother is a secretary. My father died when I was 10. He died in a car accident. I don't have any brother or sister.

I'm interested in history and geography. I collect stamps and listen to music.

You didn't tell me much about yourself. Why aren't you studying? What are you interested in? Do you listen to western music? Please write about all these things. I'm also interested to know about the history of Bangladesh.

Yours sincerely,

Paul

B Read and note.

interested (in)	—	আগ্রহী
collect	—	সংগ্রহ করা
listen (to)	—	শোনা
western music	—	পাশ্চাত্যের গান, পাশ্চাত্য সংগীত

- 1 *Asma's aunt, who is an American, wants to visit Bangladesh for the first time. She writes to Asma.*

A Read.

Apartment 12C
4th Street
New York 10020
USA

October 2, 1994

Dear Asma,

I've heard a lot about you and Bangladesh from your uncle. Now I've decided to visit Bangladesh. Your uncle also wants to see his family and friends. We will reach Dhaka on the 15th of next month.

I don't have any clear idea about the climate of Bangladesh. Is it too hot in mid-November? What sort of clothes do I have to take? Also I want to buy some gifts. Give me some idea about who I should buy the gifts for? Please write me soon.

Looking forward to seeing you.

With love.

Yours,

Aunt Sophie

B Read and note.

a lot	—	অনেক কিছু
decided (pt of decide)	—	ঠিক করেছি, সিদ্ধান্ত নিয়েছি
climate	—	জলবায়ু আবহাওয়া
mid-November	—	মধ্য নভেম্বর, নভেম্বরের মাঝামাঝি
sort	—	ধরন
what sort of clothes	—	কী ধরনের কাপড়চোপড়

2 *A reply from Asma to Aunt Sophie*

A Read.

5/3 Mirabazar
Po & Dist. Sylhet
Bangladesh

10 October 1994

Dear Aunt Sophie,

Everybody here is excited by the news of your visit. It's really very nice of you.

You don't have to worry about clothes and other things. November is the best time of the year in Bangladesh. The weather is very pleasant then. It's neither hot nor cold. Wet season is over. You don't need to bring warm clothes.

About gifts, you don't have to buy many. Just buy something special for Grandmother and Grandfather. For everybody else chocolates will be fine.

How is Uncle? Give him my regards.

Yours affectionately,

Asma

B Read and note.

excited	—	অত্যন্ত আনন্দিত, উৎফুল্ল
pleasant	—	মনোরম, আরামদায়ক
wet season	—	বর্ষাকাল
warm	—	গরম
regards	—	শ্রদ্ধা, শুভেচ্ছা
yours affectionately	—	আপনার আদরের / স্নেহের

- 1 *Arif is going to visit his uncle who lives in England. He wrote a letter to his uncle asking him if he wanted Arif to take anything for him from Bangladesh.*

A Read.

29/D, Tipu Sultan Road
Dhaka

25 July 1994

Dear Uncle,

Thank you very much for sending me the ticket to London. Visiting England was a dream to me. Now it is going to come true.

Please let me know if you want me to take anything for you from Bangladesh. It is the season of mangoes. Very good quality mangoes are available. Apart from this what else can I get for you? Mum wants to give some home-made sweets and pickles. Shall I take them? Please let me know as early as possible. My flight is in the middle of next month.

Looking forward to seeing you.

Yours affectionately,

Arif

B Read and note.

a dream	—	একটি স্বপ্ন
it is going to come true	—	এ স্বপ্ন বাস্তবে পরিণত হতে যাচ্ছে
are available	—	পাওয়া যায়
Apart from this	—	এ ছাড়া
home-made	—	ঘরে তৈরি
pickles	—	আচার

SSC Programme

2 *A reply from Arif's uncle*

A Read.

26A, Cranley Gardens
Muswell Hill
London N10 3AP
UK

5 July 1994

Dear Arif,

I received your letter yesterday. I'm glad that I could make your dream come true. You are my only nephew. So your happiness makes me happy too.

I used to love juicy mangoes of Rajshahi. It's been a long time since I ate some. Of course you should bring the home-made sweets and pickles. Your mum knows how much I love her pickles, especially if it is made of green mangoes.

I've made plans for your visit to interesting places in London. I'm sure you will enjoy every moment of your stay here.

With love.

Yours,

Uncle

B Read and note.

received (pt of receive)	—	পেয়েছি
juicy	—	রসালো, মজার
stay	—	অবস্থান

3 *Arif is in London. He wrote a letter to his mother telling her how he is*

enjoying his visit.

A Read.

26A, Cranley Gardens
Muswell Hill
London N10 3AP
UK

28 July 1994

Dear Mother,

I reached London safely. Though the journey was long I enjoyed it. My friend's elder brother also came by the same flight. Luckily he sat next to me. He lives in London. He also asked me to go to his place. I had a nice time.

Uncle's apartment is in a quiet area in North London. It is not big. It has got two bedrooms, one living room, a small kitchen and a bathroom. Uncle does all the housework. Now I try to help him. But you know I'm not good at housework. Uncle can cook well. But now most of the time we eat out.

We are visiting many interesting places. I will write to you about these later.

Please don't worry about me. I'm all right. How are you and Father? Uncle sends his regards to both of you.

With love.

Yours affectionately,

Arif.

B Read and note.

safely	—	নিরাপদে, ভালোভাবে
luckily	—	সৌভাগ্যক্রমে
apartment	—	flat, বাসা
quiet	—	শান্ত
worry	—	চিন্তা করা

LESSON 4

- 1 *You are going to visit your village home. Write a letter to your friend asking him to come with you and spend a few days in your village.*

Read.

A

28 D, Bara Maghbazar
Dhaka

30 November 1994

Dear Razu,

I think your annual exam will be over soon. Mine will be over by the first week of the next month. After that I'm going to visit my village home. It's in the Manikganj district which is not a long way from Dhaka. The road communication is good. It takes about 3 hours to reach my home. I haven't been to my village since I was 5/6 years old. This time I've made up my mind to spend my winter holidays at my village. My grandparents live there.

I want you to come with me. We will do a lot of things together. None of my uncles or cousins are at the village now. So I need someone to share everything with me. We will enjoy home-made village cakes and other local things.

Please let me know as soon as possible if you can come with me. Give my regards to Uncle and Aunty and love to Rana.

Sincerely yours,

Saif

B Read and note.

exam	—	examination
road communication	—	সড়ক যোগাযোগ
I've made up my mind	—	ঠিক করেছি
share	—	এক সাথে উপভোগ করা

- 2 *Write a letter to your friend, who recently left Bangladesh, giving him an*

account of the prize-giving ceremony of your school.

A Read.

37 Station Road
Po & Dist. Jamalpur
Bangladesh
2 January 1995

Dear Rumi,

Hope you've made new friends at your new school. Last Sunday was the prize-giving ceremony of our school. We missed you.

This time the ceremony was held in the afternoon. So most of the guardians could attend the ceremony. After the prize distribution, a cultural show was held as usual. We missed your Rabindra Sangeet. We acted out a short play which was enjoyed by all. We had great fun.

I got three books of Humayun Ahmed for being the top girl in the class. I wish you could read the books.

Write me soon.

Yours ever,

Salma

B Read and note.

missed you	—	তোমার কথা খুব করে মনে পড়েছে
attend	—	যোগদান করা
distribution	—	বিতরণ
acted out	—	অভিনয় করেছি
short play	—	নাটিকা
fun	—	মজা

3 *Your brother wants to give you a present on your brilliant success at the SSC examination. Write a letter asking him to buy you an English-to-English dictionary.*

A Read.

Dhanikhola
Munshiganj
25 September 1995

Dear Brother,

Thanks for your letter of congratulations. Nobody ever wrote me such a nice letter. I showed it to all my friends. I'm very glad that you want to give me a present. You wanted to know what I would like to have. I would be very grateful if you would buy me an English-to-English dictionary. I badly need it.

Soon I'm going to be a college student. I'm really excited about that. When will you come home? We are all right here.

Your loving brother,
Asad

B Read and note.

congratulations	—	অভিনন্দন
grateful	—	কৃতজ্ঞ
badly	—	খুব বেশি করে, দারুণভাবে

ACTIVITIES

- 1 Suppose you have a British friend. Write a letter to him inviting him to visit your country.
Clues :
 - (a) time
 - (b) stay
 - (c) duration
- 2 Your cousin who lives in Denmark and has never visited Bangladesh wants to know about the seasons of Bangladesh. Write a letter to him/her in reply.
- 3 Your friend wants to know what you are interested in. Write a letter to him/her about your interests.
- 4 Write a letter to your cousin telling him/her what you are going to study after SSC.
- 5 You are staying away from home for the first time. Write a letter to your elder sister about the new place and how you feel.
- 6 Write a letter to your pen-friend describing your home/school/parents/village/town/country.
- 7 Your uncle sent you a present on your success at the SSC Examination. Write a letter to him thanking him for the present. Use the following key words:
a radio, small, expensive (মূল্যবান),
longing for (আগ্রহে আঁকড়ে ধরছি/করছিলাম), to have one,
benefit (উপকারিতা), thank you
- 8 Your sister is getting married. You want to give her a wedding present with your scholarship money. You cannot decide what to buy. Write a letter to your friend asking for his suggestion (প্রস্তাব, সিঁকক).

UNIT 15

Translation

LESSON 1

Using Nouns, Pronouns, Adjectives, Verbs,
Adverbs, Prepositions and Conjunctions

A Read the following passage.
নিচের অনুচ্ছেদটি পড়ুন।

Passage 1

করিম আমার বন্ধু। সে ভালো ছেলে। সে প্রতিদিন স্কুলে যায়। সে নিয়মিত লেখাপড়া করে। সবাই তাকে খুব ভালোবাসে।

Put a tick against the correct answer.

The first one is done for you.

সঠিক উত্তরের পাশে টিক চিহ্ন (✓) দিন। প্রথমটি করে দেওয়া হয়েছে।

- 1 করিম আমার বন্ধু।
a) Karim is my friend. (✓)
b) Karim my friend is.
c) Karim my friend.
d) Karim was my friend.
- 2 সে ভালো ছেলে।
a) He was a good boy.
b) He has a good boy.
c) He can be a good boy.
d) He is a good boy.
- 3 সে প্রতিদিন স্কুলে যায়।
a) He go to school everyday.
b) He goes to school everyday.
c) He went to school everyday.
d) He will go to school everyday.
- 4 সে নিয়মিত লেখাপড়া করে।
a)
b)
c)
d)

SSC Programme

- 5 সবাই তাকে খুব ভালোবাসে।
a) Everybody love him.
b) All loved him.
c) All love him.
d) All loves him.

B Read the following passage.

নিচের অংশটি পড়ুন।

Passage 2

কুকুর প্রভুভক্ত প্রাণী। এর দাঁত এবং নখ খুব ধারাল। এরা ভাত, মাছ ও মাংস খায়। কুকুর দ্রুত দৌড়াতে পারে। এরা দিনের বেলা ঘুমায়ে।

Word Meanings :

প্রভুভক্ত	- faithful	দ্রুত	- fast
প্রাণী	- animal	ধারাল	- sharp
দাঁত	- teeth	নখ	- claws
মাংস	- meat	দিনের বেলা	- by day

Now put suitable words in the blanks.

শূন্যস্থান গুলোতে যথাযথ শব্দ বসান।

- কুকুর বিশ্বস্ত প্রাণী
The dog is a _____ animal.
- এর দাঁত এবং নখ খুব ধারাল।
Its _____ and _____ are very _____ .
- এরা ভাত মাছ ও মাংস খায়।
It _____ rice, fish and meat.
- কুকুর খুব দ্রুত দৌড়াতে পারে।
The dog can _____ very _____ .
- এরা দিনের বেলা ঘুমায়ে।
It _____ by day.

C Read the following passage.

Passage 3

কবীর আমার সবচেয়ে প্রিয় বন্ধু। আমরা নবম শ্রেণীতে পড়ি। কবীর ভালো ছাত্র। সে প্রতিদিন চার ঘণ্টা পড়াশুনা করে। আমরা একসাথে খেলাধুলা করি।

Put the words in correct order.

নিচের শব্দগুলোকে ঠিকভাবে সাজিয়ে লিখুন।

- 1 কবীর আমার সবচেয়ে প্রিয় বন্ধু।
is my friend dearest Kabir
- 2 আমরা নবম শ্রেণীতে পড়ি।
nine class in are we
- 3 কবীর ভালো ছাত্র।
student a good Kabir is
- 4 সে প্রতিদিন চার ঘণ্টা পড়াশুনা করে।
everyday four studies hours he for
- 5 আমরা একসাথে খেলাধুলা করি।
together play we

D Read the following passage.

Passage 4

আমরা বাংলাদেশী। আমরা বাংলাদেশে বাস করি (live in)। কাজী নজরুল ইসলাম আমাদের জাতীয় কবি (national poet)। তিনি আমাদের গৌরব (pride)।

Now try to translate the passage into english.

এখন এই অংশটিকে ইংরেজিতে অনুবাদ করার চেষ্টা করুন।

E Read the Following Passage

Passage 5

বিড়াল একটি পোষা (pet) প্রাণী। শিশুরা বিড়াল ভালোবাসে। এরা শিশুদের সঙ্গে খেলে। বিড়াল দুধ ও মাছ খুব পছন্দ করে (is very fond of)।

Now try to translate the passage into English.

Introducing Tenses

1 Using Present Indefinite Tense, Past Indefinite Tense and Future Indefinite Tense.

A Read the following passage.

Passage 1

আমি গতকাল অসুস্থ (sick) ছিলাম। তাই স্কুলে যেতে পারিনি। আজ সুস্থ বোধ করছি (feel well)। এখন আমি স্কুলে যাব। আগামী সপ্তাহে (next week) আমাদের বার্ষিক পরীক্ষা (annual examination) শুরু হবে (start)।

Translate the passage into English.

The first two sentences are done for you.

Yesterday I was sick. So I could not go to school.

B Read the passage below.

Passage 2

তুমি কি কখনও ঢাকায় গিয়েছ? এটি একটি সুন্দর শহর। সেখানে আমার মামা (maternal uncle) থাকেন। গত বছর আমি তার বাসায় গিয়েছিলাম। আগামী শীতে (next winter) আমি আবার (again) সেখানে যাব। তুমি কি আমার সাথে যাবে?

The first sentence is done for you.

তুমি কি কখনও ঢাকা গিয়েছ?

Have you ever been to Dhaka?

Now put a tick mark against the correct answers in the rest of the sentences.

- 1 এটি একটি সুন্দর শহর
 - a) It is beautiful city.
 - b) It is a beautiful city.
 - c) Dhaka is a nice city.
 - d) Dhaka is a beautiful city.
- 2 সেখানে আমার মামা থাকেন।
 - a) My maternal uncle lives there.
 - b) My maternal uncle is living there.
 - c) My maternal uncle has lived there.
 - d) My maternal uncle live there.

- 3 গত বছর আমি তার বাসায় গিয়েছিলাম।
 a) I have gone to his house last year.
 b) I go to his house last year.
 c) I went to his house last year.
 d) I had gone to his house last year.
- 4 আগামী শীতে আমি আবার সেখানে যাব।
 a) I shall go there next winter.
 b) I go there this winter.
 c) I shall go there this winter.
 d) I shall again go there next winter.
- 5 তুমি কি আমার সঙ্গে যাবে?
 a) Should you go with me?
 b) Will you go with me?
 c) Will you accompanied me?
 d) Shall you be with me?

2 Using Present Perfect Tense and Present Perfect Continuous Tense.

e Read the following passage.

Passage 3

কামাল মাঠে ফুটবল খেলতে গিয়েছে। সে এখনও বাড়ি ফেরেনি (returned home)। সে দুই ঘণ্টা ধরে ফুটবল খেলছে। আগামী মাসে তার দ্বিতীয় পার্বিক পরীক্ষা (second terminal examination) শুরু হবে। তার নিয়মিত (regularly) লেখাপড়া করা উচিত।

Now try to translate the passage into English.

D Read the following passage.

Passage 4

আমার ভাই ঢাকায় আছেন (stays)। কয়েকদিন আগে (a few days back) তিনি একটি চাকরি (job) পেয়েছেন। গতকাল আমরা তার একটি চিঠি পেয়েছি (received)। তিনি আগামী মাসে বাড়ি আসবেন।

Now try to translate the passage into English.

E Read the passage below.

Passage 5

এইমাত্র (just now) ঘণ্টা বেজেছে। ছাত্ররা শ্রেণীকক্ষ থেকে বের হয়ে আসছে। এখন সবাই বাড়ি যাবে। আগামীকাল সকালে আবার তারা স্কুলে আসবে।

Try to translate the passage into English.

Types of Sentences**1 Making statements, questions and requests.****A** Read the following passage.*Passage 1*

তোমার নাম কি? তুমি কোথায় থাক? তুমি কোনো ক্লাশে পড়? আমার নাম রকিব। আমি নবম শ্রেণীতে পড়ি। আমাদের বাড়িতে এসো।

Fill in the blanks with suitable words.

- 1 তোমার নাম কি?
----- your name?
- 2 তুমি কোথায় থাক?
----- you live?
- 3 তুমি কোনো ক্লাশে পড়?
What class ----- in?
- 4 আমার নাম রকিব।
My -----.
- 5 আমি নবম শ্রেণীতে পড়ি।
I am -----.
- 6 আমাদের বাড়িতে এসো।
Come to -----.

B Read the following passage.*Passage 2*

মন দিয়ে (attentively) লেখাপড়া কর। তোমার পরীক্ষা কবে আরম্ভ হবে (start, commence)? এখন তোমার নিয়মিত (regularly) লেখাপড়া করা উচিত। ভালো ছাত্ররা নিয়মিত লেখাপড়া করে।

The first sentence is done for you.

মন দিয়ে লেখাপড়া কর।

Study attentively.

Now try to translate the rest of the sentences into English.

C Read the passage below.*Passage 3*

সব সময় (always) সত্য কথা বলবে। কখনও (never) মিথ্যা বলবে না। সত্যবাদীকে (a truthful man) সবাই ভালোবাসে। মিথ্যাবাদীকে (a liar) সবাই ঘৃণা করে (hate)।

Translate the passage into English.

Passages for Practice

A Read the passage below.

Passage 1

সারা খুব ভালো মেয়ে। সে চতুর্থ শ্রেণীতে পড়ে। সে নিয়মিত বিদ্যালয়ে যায়। সে প্রতিদিন পড়া শেখে। সে গুরুজনদের মান্য করে। সে কখনও মিথ্যা কথা বলে না। সে কারও সাথে ঝগড়া করে না। সবাই তাকে ভালোবাসে।

Now try to put the words in the correct order.

- 1 সারা খুব ভালো মেয়ে
Sara very good girl a is
- 2 সে চতুর্থ শ্রেণীতে পড়ে।
in class four is she
- 3 সে নিয়মিত বিদ্যালয়ে যায়।
regularly goes she school to
- 4 সে প্রতিদিন পড়া শেখে।
learns she her everyday lessons
- 5 সে গুরুজনদের মান্য করে।
obeys she elders her
- 6 সে কখনও মিথ্যা কথা বলে না।
never she tells lies
- 7 সে কারও সাথে ঝগড়া করে না।
quarrel she does not anybody with
- 8 সবাই তাকে ভালোবাসে।
her loves everybody

B Read the passage below.

Passage 2

শাহেদ একটি ভাল ছেলে। তার বাবা খুব গরীব। সে ষষ্ঠ শ্রেণীতে পড়ে। সে মন দিয়ে লেখাপড়া করে। অবসর সময়ে (at his leisure) সে মা বাবাকে সাহায্য করে। সে শিক্ষকগণকে শ্রদ্ধা করে।

Pick out the correct answers and put a tick mark against them.

- 1 শাহেদ একটি ভালো ছেলে।
a) Shahed is good.
b) Shahed is good boy.
c) Shahed a good boy.
d) Shahed is a good boy.
- 2 তার বাবা খুব গরীব।
a) His father is poor.
b) His father very poor.
c) His father is very poor.
d) His father was very poor.
- 3 সে ষষ্ঠ শ্রেণীতে পড়ে।
a) He reads in class six.
b) He read in class six.
c) He is in class six.
d) He was in class six.

SSC Programme

- 4 সে মন দিয়ে লেখাপড়া করে।
a) He study attentively.
b) He studies attentively.
c) He read attentively.
d) He reads attentively.
- 5 অবসর সময়ে সে মা বাবাকে সাহায্য করে।
a) At his leisure he helps his parents.
b) In his rest he helps his parents.
c) He helps his parents at rest time.
d) He helps his father and mother at rest.
- 6 সে শিক্ষকগণকে শ্রদ্ধা করে।
a) He respects his teacher.
b) He would respect his teachers.
c) He respected his teachers.
d) He respects his teachers.

c Read the passage below.

Passage 3

আমরা ঢাকায় বাস করি। এটি একটি পুরানো শহর। এটি বাংলাদেশের রাজধানী (capital)। এটি একটি জনবহুল (populous) শহর। এই শহরে অনেক মসজিদ আছে। একে মসজিদের শহর (city of mosques) বলা হয়।

Fill in the blanks with suitable words.

- 1 আমরা ঢাকায় বাস করি।
We _ _ _ _ in Dhaka.
- 2 এটি একটি পুরানো শহর।
It _ _ _ _ old city.
- 3 এটি বাংলাদেশের রাজধানী।
It _ _ _ _ the capital _ _ _ _ Bangladesh.
- 4 এটি একটি জনবহুল শহর।
It is _ _ _ _ city.
- 5 এই শহরে অনেক মসজিদ আছে।
There are _ _ _ _ mosques in _ _ _ _ city.
- 6 একে মসজিদের শহর (city of mosques) বলা হয়।
It _ _ _ _ called the city _ _ _ _ mosques.

D Read the following passage.

Passage 4

সূর্য পূর্ব দিকে (in the east) ওঠে (rises) এবং পশ্চিম দিকে (in the west) অস্ত যায় (sets)। সূর্য থেকে আমরা তাপ (heat) ও আলো (light) পাই। সূর্য দিন ও রাত্রি আনে (brings)।

Now try to translate the passage into English.

E Read the following passage.

Passage 5

গোলাপ একটি সুন্দর ফুল। এটির মিষ্টি গন্ধ (sweet smell) আছে। গোলাপের রং অত্যন্ত মনোমুগ্ধকর (charming)। প্রত্যেকেই (everybody) গোলাপ পছন্দ করে। গোলাপকে ফুলের রানী (queen of flowers) বলা হয় (called)।

Try to translate the passage into English.

LESSON 5

More Passages for Practice

A Read the passage below.

Passage 1

আমাদের দেশের নাম বাংলাদেশ। এর রাজধানী ঢাকা। বাংলাদেশ খুব সুন্দর। এদেশে ছয়টি ঋতু (season) আছে। বসন্তকে ঋতুরাজ (king of seasons) বলা হয়। পাট এবং চা বাংলাদেশের প্রধান অর্থকরী ফসল (main cash crop)।

Try to translate the passage into English.

B Read the passage.

Passage 2

বাগান করা আমার সখা। আমার নিজের একটি বাগান আছে। আমি এতে ফুল জন্মাই। প্রত্যেকদিন বিকালবেলা আমি এখানে কাজ করি। আমার বাগানে হরেক রকম ফুল আছে।

Put a tick mark against the correct answer.

- 1 বাগান করা আমার সখা।
 - a) Garden is my hobby.
 - b) To garden is my hobby.
 - c) My hobby is gardener.
 - d) Gardening is my hobby.
- 2 আমার নিজের একটি বাগান আছে।
 - a) I have a garden of my own.
 - b) I shall have a garden of my own.
 - c) I had a garden of my own.
 - d) I will have a garden of my own.
- 3 আমি এতে ফুল জন্মাই।
 - a) I grew flowers in it.
 - b) I grow flowers in it.
 - c) I have produced flowers in it.
 - d) I cultivated flowers in it.

SSC Programme

- 4 প্রত্যেকদিন বিকালবেলা আমি এখানে কাজ করি।
- I work here every evening.
 - I work here everyday evening.
 - I work here every afternoon.
 - I work here everyday afternoon.
- 5 আমার বাগানে হরেক রকম ফুল আছে।
- There are different flowers in my garden.
 - In my garden are different flowers.
 - There are many flowers in my garden.
 - There are various kinds of flowers in my garden.

C Read the passage.

Passage 3

আম সবাই ভালোবাসে। আম সুমিষ্ট (sweet) ফল। বাংলাদেশে অনেক রকম ফল আছে। সব ফলের মধ্যে (of all fruits) আমই শ্রেষ্ঠ (the best)। এই ফল অত্যন্ত পুষ্টিকর (nutritious)।

Now try to translate it into English.

D Read the passage below.

Passage 4

ভোর হয়েছে। সূর্য উঠেছে। পাখিরা কিচিরমিচির করছে। মৃদু বাতাস বইছে। ঘুম থেকে ওঠ। হাত মুখ ধোও। পড়তে বস।

Put the words in the correct order.

- ভোর হয়েছে।
It morning is.
- সূর্য উঠেছে।
has the sun risen.
- পাখিরা কিচিরমিচির করছে।
twittering birds are.
- মৃদু বাতাস বইছে।
is blowing gentle breeze a.
- ঘুম থেকে ওঠ।
from bed up get.
- হাত মুখ ধোও।
face hands wash your and.
- পড়তে বস।
to study sit down.

E Read the passage.

Passage 5

পানি প্রয়োজনীয় পদার্থ (useful substance)। এটি তরল (liquid)। এর কোনো রং নেই।
আমরা বিভিন্ন (different) উৎস (sources) থেকে পানি পেয়ে থাকি।

Now try to translate it into English.

A N S W E R K E Y

Lesson 1

A (Tick against)

1 (a) 2 (d) 3 (b) 4 (c)

B (Put in the blanks)

1 faithful 2 teeth, claws, sharp 3 eats
4 run, fast 5 sleeps

C (Correct orders)

1 Kabir is my dearest friend.
2 We are in class nine.
3 Kabir is a good student.
4 He studies for four hours everyday.
5 We play together.

D (Translate as)

We are Bangladeshi. We live in Bangladesh. Kazi Nazrul Islam is our national poet. He is our pride.

E (Translate as)

The cat is a pet animal. Children love the cat. It plays with children.
The cat is very fond of milk and fish.

Lesson 2

A (Translation of the remaining sentences:)

Today I feel well. Now I shall go to school. Our annual examination will start from next week.

B (Tick against)

1 (b) 2 (a) 3 (c) 4 (d) 5 (b)

C (Answer can be varied. A typical answer is:)

Kamal has gone to field to play football. He has not returned home

SSC Programme

yet. He has been playing football for two hours. His second terminal examination will start from next month. He should study regularly.

- D (One typical translation of the passage may be:)
My brother stays in Dhaka. A few days back he got a job. We received a letter from him yesterday. He will come home next month.
- E (One typical translation of the passage may be:)
The bell has rung just now. The students are coming out of the classroom. All will go home now. The next morning they will come to school again.

Lesson 3

- A (Fill in the blanks)
- 1 What is
 - 2 Where do
 - 3 are you
 - 4 name is Rakib.
 - 5 in class nine.
 - 6 our house.
- B (The rest of the sentences can be translated as:)
When will your examination start? Now you should study regularly.
Good students study regularly.
- C (The passage can be translated as:)
Always speak the truth. Never tell a lie. Everybody loves a truthful man. All hate a liar.

Lesson 4

- A (Correct order)
- 1 Sara is a very good girl.
 - 2 She is in class four.
 - 3 She goes to school regularly.
 - 4 She learns her lessons everyday.
 - 5 She obeys her elders.
 - 6 She never tells lies.
 - 7 She does not quarrel with anybody.
 - 8 Everybody loves her.
- B (Tick against)
- 1 (d) 2 (c) 3 (c) 4 (b) 5 (a) 6 (d)

- C (Fill in the blanks)
 1 live 2 is an 3 is, of
 4 a populous 5 many, this 6 is, of
- D (The passage can be translated as:)
 The sun rises in the east and sets in the west. We get heat and light from the sun. The sun brings day and night.
- E (The passage can be translated as)
 The rose is a beautiful flower. It has sweet smell. The colour of the rose is very charming. Everybody likes the rose. The rose is called the queen of flowers.

Lesson 5

- A (Translation of the passage can be)
 The name of our country is Bangladesh. Its capital is Dhaka. Bangladesh is very beautiful. There are six seasons in this country. The spring is called the king of seasons. Jute and tea are the main cash crops of Bangladesh.
- B (Tick against)
 1 (d) 2 (a) 3 (b) 4 (c) 5 (d)
- C (One form of translation of the passage is:)
 Everybody is fond of mango. Mango is a sweet fruit. There are many kinds of fruits in Bangladesh. Mango is the best of all fruits. This fruit is very nutritious.
- D (Correct order)
 1 It is morning.
 2 The sun has risen.
 3 Birds are twittering.
 4 A gentle breeze is blowing.
 5 Get up from bed.
 6 Wash your face and hands.
 7 Sit down to study.
- E (One form of translation of the passage is:)
 Water is a useful substance. It is liquid. It has no colour. We get water from different sources.

Sample Questions for SSC (1602) 1st Paper next examination**English (Compulsory)****First Paper****SSC-1602**

Time : 3 hours Full Marks : 100

[N.B. The figures in the margin indicate full marks]

Part-A : Seen Comprehension**Read the passage below and answer questions from 1 to 5:**

Nishu was travelling by train from Dhaka to Chittagong. She was carrying a big suitcase and a bag of gifts for her mother, four brothers and three sisters. She had come from New York, USA to attend the wedding of her younger brother, Maqsood.

The train started moving. Nishu could see the trees, the green paddy fields and some little boys fishing. They all seemed to run in the opposite direction. Nishu wanted to be a little more comfortable. She could not find room for her feet because her bag was in the way. She tried to move it, but it was too heavy. She asked the man on the other seat to help her.

"Excuse me. Please could you put my bag on the upper berth, there?" She said, the man readily agreed "Sure", he replied. Then he lifted the bag up and put it on the berth. Nishu thanked him and asked his name. "Kamal", he said.

Nishu and Kamal talked for quite sometime. At one stage of their conversation, they discovered they were related. Kamal was a distant cousin to Nishu. He was a close friend of her uncle, Eshan. He asked Nishu, "Could you give me Eshan's address please, I haven't seen him for ages." "Oh sure", came the prompt reply. Nishu then took out her diary from her bag and gave him the address.

1. Choose the best answer to complete each sentence : 1∞5=5
 - (a) Nishu was travelling by train from Chittagong / Rajshahi / Dhaka to Chittagong.
 - (b) Nishu and Kamal discovered / thought / understood they were related.
 - (c) She took out her pen / diary / book from her bag.
 - (d) She wanted to be much / a little more / enough comfortable.
 - (e) They all seemed to run / move / walk in the opposite direction.

2. Write whether the following statements are true or false : 1∞5=5
 - (a) Nishu could not find room for her feet.
 - (b) She could see the trees and some little boys fishing.
 - (c) Kamal was a close cousin to Nishu.
 - (d) Nishu refused to give him the address.
 - (e) Nishu came from UK to attend the wedding.

3. Fill in the gaps with the correct form of the words in brackets. Add any preposition if necessary : 1∞5=5
- Nishu (give) _____ him the address.
 - The man (lift) _____ the bag up.
 - The train started (move) _____.
 - Nishu was (carry) _____ a big suitcase.
 - She saw some little boys (fish) _____.
4. Answer each of the following questions in one complete sentence : 1∞5 = 5
- Why did Nishu come from New York?
 - What things were she carrying for her mother?
 - Why didn't Nishu find room for her feet?
 - How did Nishu and Kamal discover they were related?
 - Who was a close friend of her uncle, Eshan?
5. Summarise the central idea of the above passage in five sentences: 1∞5=5

Part—B: Grammar

6. Fill in the gaps with the right form of the words in brackets (any ten): 1∞10=10
- The phone (ring) _____ when I (eat) _____ breakfast.
 - Last night I (write) _____ a letter to my friend.
 - Please don't disturb me. I (study) _____.
 - I am so tired. I think I (go) _____ to bed now.
 - What (will/shall) _____ you have for breakfast?
 - I am sure it (am/is/are +going to) _____ be great fun.
 - You (should / shouldn't) _____ run carelessly.
 - Deepa can't read the blackboard. She (has to / have to / had to) _____ wear glasses.
 - I (do / does / did + have to) _____ go to Gazipur everyday.
 - He is (a/am) _____ honourable man.
 - (The / an / a) _____ earth goes round (a/an/the) _____ sun.
 - That big house is (they / theirs) _____.
 - The girl washed (herself/myself)_____.
7. Re-arrange the following words to make meaningful sentences : 1∞5=5
- city, in, Dhaka, the, Bangladesh, biggest, is.
 - family, has, a, Mrs Amin, small.
 - average, what, income, is, your?
 - see, me, you, not, need.
 - here, a man, yesterday, came.

8. Translate into English : 10
- mgf` 1 Rj bxj | Rtj i wbtRi tKvtbv is tbB | mgf` 1 AfbK Rj GK mvt_ t` Lv hvq ejj qv t` wltZ
 bxj gtb nq | GB bxj Rj t` wltZ eoB my` i | wKŠ' GB Rj cvtbi Dchy³ bq | BnvtZ AfbK j eY
 AvtQ | GB Rb` mgf`^a teovBtZ tMtj cvbxq Rj mt½ j Bqv hvBtZ nq |

Part—C : Vocabulary

9. Match the words in Column A with the words nearest in meaning from column B:
1∞10=10

A	B
(a) annual	(a) various
(b) honour	(b) rough voice
(c) different	(c) yearly
(d) for ages	(d) a cutting instrument with two blades
(e) discovered	(e) respect
(f) harsh tone	(f) battle
(g) venue	(g) young tree
(h) sapling	(h) for a very long time
(i) war	(i) found out / came to know
(j) scissors	(j) place where something happens.

10. Fill in each gap with a suitable word from the box (Make any grammatical changes if necessary) :
1∞10=10

go	hear	cook	while	be
some	ask	say	walk	look

One night the caliph was (a) _____ along as usual. Suddenly he (b) _____ some noise (c) _____ he was passing by a hut. He (d) _____ near the hut and found that (e) _____ children were sitting around a big pot. Their mother (f) _____ something is the pot. The children (g) _____ hungry and they were crying for food. What are you cooking?" the caliph (h) _____. The woman (i) _____ at his face helplessly and did not (j) _____ anything.

Part—D : Writing

11. Read the following table and make five sensible sentences. Write out the sentences in full:
2∞5=10

	A	B	C
(a)	You should not	can drive	dirty hands
(b)	Enamul must not	eat with	at a time
(c)	Shamim	is a	a long way
(d)	Ataul	eat too much	beautiful pictures
(e)	Nurul	can paint	good teacher

12. You are going to visit your village home. Write a letter to your friend asking him to come with you and spend a few days in your village. 10
14. Write a paragraph on "Gardening" in about 100 words by answering the following questions: 10
- What is gardening?
 - What kinds of gardening are done?
 - What is the utility of gardening?
 - What should you do to make a beautiful garden?
 - How do you feel working in a garden?